

Service Parts

Residential/Commercial Generator Sets



Models:

14RCA/RCAL

20RCA/RCAL

KOHLER®

TP-7094 1/19

Table of Contents

Introduction	3
Numbering System Significance	3
Illustrations	3
How to Find Part Numbers	3
Hardware References	4
Specification Number Index	5
Engine Groups	
Group 1: Crankshaft	8
Group 2: Crankcase	9
Group 3: Lubrication	11
Group 4: Cylinder Head/Breather	14
Group 5: Ignition/Charging	16
Group 6: Blower Housing	18
Group 7: Starting	20
Group 8: Fuel System	22
Group 9: Engine Controls	24
Group 10: Air Intake	26
Group 11: Engine Exhaust	28
Group 12: Engine Decals	29
Generator Groups	
Fuel System	30
Engine Group	32
Decal Group	34
Skid	35
Customer Connection	36
Harness Group	37
Circuit Breaker	38
Exhaust and Mounting	39
Alternator and Mounting	40
Controller	42
Bulkhead	43
Enclosure	44
Literature	49
Kit Parts List	50
Appendix A. Abbreviations	51
Appendix B. Common Hardware Application Guidelines	53
Appendix C. General Torque Specifications	54
Appendix D. Common Hardware Identification	55
Appendix E. Common Hardware List	56
Index	59

Introduction

This manual lists service replacement parts for 14RCA/L and 20RCA/L generator sets.

Information in this publication represents data available at the time of print. Kohler Co. reserves the right to change this publication and the products represented without notice and without any obligation or liability whatsoever.

This manual includes the following main sections:

Table of Contents. Lists the sections of the manual.

Introduction (and other information sections). Contains introductory material about part numbers, illustrations, and hardware.

Specification Number Index. Lists the generator set specs and groups.

Group Parts Lists. List the part numbers of parts in the groups.

Kit Sections. List modules and accessories and their parts.

Appendices. Include Abbreviations, Common Hardware Application Guidelines, General Torque Specifications, Common Hardware Identification, and Common Hardware List.

Numbering System Significance

This manual uses the following numbering systems:

Specification Number. The product identification number located on the generator set nameplate. Specification numbers break down into groups.

Group Number. A unique number representing a parts group needed to assemble a generator set function. For example, Group 101 is the Air Intake group.

Variation or Module Number. A group might have several variations. Each variation performs the same function with different parts lists. For example, a 50 Hz generator alternator and a 60 Hz generator alternator both perform the same function; however, with different parts. Each difference requires a group variation or module number.

Part Number. The part number identifies an individual assembly, subassembly, component, or accessory kit.

Illustrations

Illustrations (or exploded-view drawings) best representing the widest range of variations accompany most groups in this manual. Illustrations do not depict all details and may not show all parts. Do not use illustrations for assembly or disassembly.

How to Find Part Numbers

Use the following steps to locate a service replacement part.

1. Locate the generator set nameplate to **identify the generator set spec number**.
2. Locate a second generator set nameplate listing accessories to **identify installed modules**. On some models the accessory nameplate is mounted inside the generator junction box.
3. **Turn to the Specification Number Index**. The first column lists the generator set spec numbers. The headings identify the groups of parts that make up the generator set.
4. **Identify the group** most likely to include the service part number.
5. **Find the group variation number** at the intersection of the spec number row and the group column. Note the variation number.
6. **Page forward to locate the group** identified in step 4 or find the appropriate page in the Table of Contents.
7. **Find the part on the illustration** and note the item number of the part or **find the part description in the parts list**.
8. Select **the part number that corresponds to your group variation**. The first column lists the illustration item number. Find the variation identified in the Specification Number Index or the module number found on the generator set nameplate in the appropriate column on the right side of the parts list table. Find the quantity used at the intersection of the item number row and the variation column. A blank space at the intersection means the variation/module does not use that part number.

Hardware References

Many common hardware items do not appear in parts manuals or will appear as common hardware entries. A common hardware entry lists the size of the hardware. For example, an item that appears as “Hardware, 3/8-16” in the text means that the piece is 3/8-16 size. Obtain common hardware locally or, if contacting the factory, use the Common Hardware List in the appendix to identify the common hardware part number and specifications. See Common Hardware Application Guidelines in the appendix for mating hardware instructions.

Some hardware items require a specific size or some other characteristic. In that case, use the part number listed in the text.

When replacing hardware, do not substitute inferior grade hardware. Replacement hardware grade should be equal to or better than the grade of the manufacturer's original hardware. Use the Common Hardware List in the appendix to identify the common hardware hardness.

Engine Specification Number Index

Group Description	Engine Part Number/Model	
	PS-CH740-3345 14RCA/L	PS-CH1000-3031 20RCA/L
Crankshaft	1-24-67	1-62-12
Crankcase	2-24-372	2-62-24
Lubrication	3-24-1091	3-62-79
Cylinder Head/Breather	4-24-936	4-62-23
Ignition/Charging	5-24-1263	5-62-71
Blower Housing	6-24-772	6-62-42
Starting	7-24-5	7-62-1
Fuel System	8-24-855	8-62-20
Engine Controls	9-24-513	9-62-45
Air Intake	10-24-658	10-62-62
Exhaust	11-24-3	11-62-9
Engine Decals	12-24-1216	12-62-53

Generator Specification Number Index

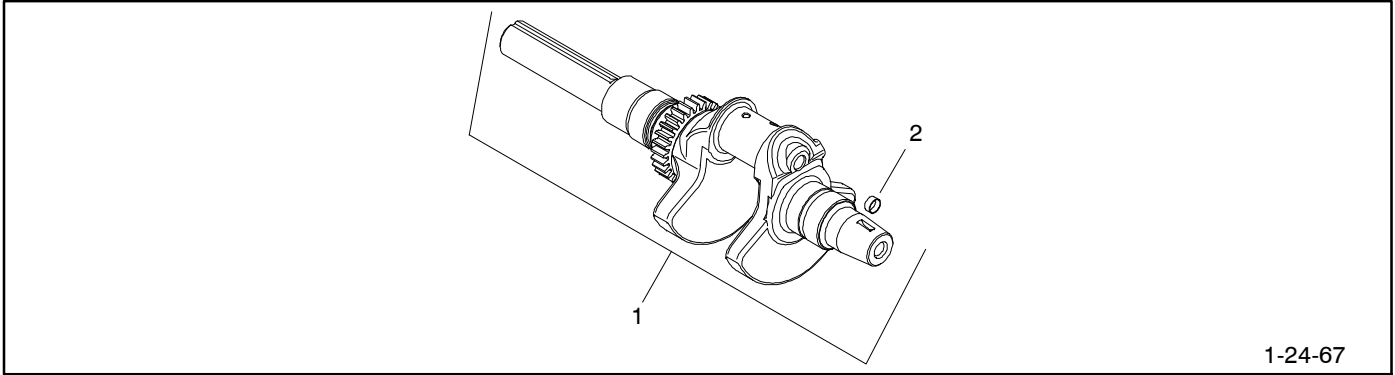
	Variation				
	Specification Number				
	14RCA-QS	14RCA-QS1	14RCA-QS2	14RCA-QS3	14RCA-QS4
Group Description	14RCA-BASE00	14RCA-BASE01	14RCA-BASE02	14RCA-BASE03	14RCA-BASE04
Literature	701-187-93-SA	701-187-93-SA	701-187-93-SA	701-187-93-SA	701-187-93-SA
Exhaust and Mounting	GM101733-MA2	GM101733-MA2	GM101733-MA2	GM101733-MA2	GM101733-MA2
Skid and Mounting	GM101734-MA1-CAS	GM101734-MA1-CAS	GM101734-MA1-CAS	GM101734-MA1-CAS	GM101734-MA1-CAS
Bulkhead	GM101736-MA1	GM101736-MA1	GM101736-MA1	GM101736-MA1	GM101736-MA1
Enclosure	GM101737-MA1-CAS	GM101737-MA1-CAS	GM101737-MA1-CAS	GM101737-MA1-CAS	GM101737-MA1-CAS
Controller and Mounting	GM101738-MA1	GM101738-MA1	GM101738-MA1	GM101738-MA1	GM101738-MA1
LCB Module	GM101739-MA2	GM101739-MA2	GM101739-MA4	GM101739-MA4	GM101739-MA6
Fuel System	GM101740-MA2	GM101740-MA2	GM101740-MA2	GM101740-MA2	GM101740-MA2
Customer Connection	GM101741-MA1	GM101741-MA1	GM101741-MA2	GM101741-MA2	GM101741-MA2
Alternator and Mounting	GM102806-MA3	GM102806-MA3	GM102806-MA4	GM102806-MA4	GM102806-MA4
Engine Group	GM101732-GR2	GM101732-GR2	GM101732-GR2	GM101732-GR2	GM101732-GR2
Decal Group	GM102922-GR1	GM102922-GR1	GM102922-GR1	GM102922-GR1	GM102922-GR1
Harness Group	GM103189-GR1	GM103189-GR1	GM103189-GR1	GM103189-GR1	GM103189-GR1

	Variation				
	Specification Number				
	20RCA-QS	20RCA-QS1	20RCA-QS2	20RCA-QS3	20RCA-QS4
Group Description	20RCA-BASE00	20RCA-BASE01	20RCA-BASE02	20RCA-BASE03	20RCA-BASE04
Literature	701-187-95-SA	701-187-95-SA	701-187-95-SA	701-187-95-SA	701-187-95-SA
Exhaust and Mounting	GM101733-MA1	GM101733-MA1	GM101733-MA1	GM101733-MA1	GM101733-MA1
Skid and Mounting	GM101734-MA1-CAS	GM101734-MA1-CAS	GM101734-MA1-CAS	GM101734-MA1-CAS	GM101734-MA1-CAS
Bulkhead	GM101736-MA1	GM101736-MA1	GM101736-MA1	GM101736-MA1	GM101736-MA1
Enclosure	GM101737-MA1-CAS	GM101737-MA1-CAS	GM101737-MA1-CAS	GM101737-MA1-CAS	GM101737-MA1-CAS
Controller and Mounting	GM101738-MA1	GM101738-MA1	GM101738-MA1	GM101738-MA1	GM101738-MA1
LCB Module	GM101739-MA1	GM101739-MA1	GM101739-MA3	GM101739-MA5	GM101739-MA7
Fuel System	GM101740-MA1	GM101740-MA1	GM101740-MA1	GM101740-MA1	GM101740-MA1
Customer Connection	GM101741-MA1	GM101741-MA1	GM101741-MA2	GM101741-MA2	GM101741-MA2
Alternator and Mounting	GM102806-MA1	GM102806-MA1	GM102806-MA2	GM102806-MA2	GM102806-MA2
Engine Group	GM101732-GR1	GM101732-GR1	GM101732-GR1	GM101732-GR1	GM101732-GR1
Decal Group	GM102922-GR1	GM102922-GR1	GM102922-GR1	GM102922-GR1	GM102922-GR1
Harness Group	GM103189-GR1	GM103189-GR1	GM103189-GR1	GM103189-GR1	GM103189-GR1

Notes

Group 1: Crankshaft

14RCA/L

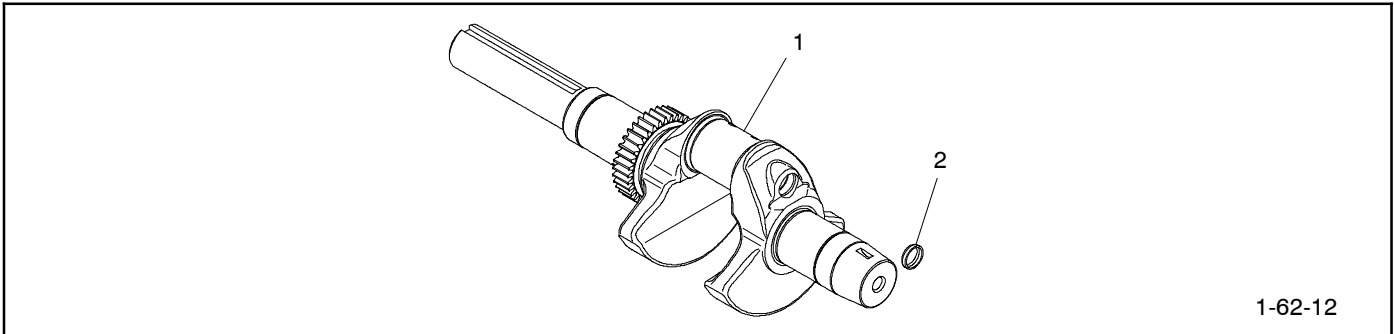


1-24-67

1-24-67

Item	Part Number	Description	Quantity
1	24 014 183-S	Crankshaft assembly	1
2	52 139 09-S	Plug, cap	1

20RCA/L



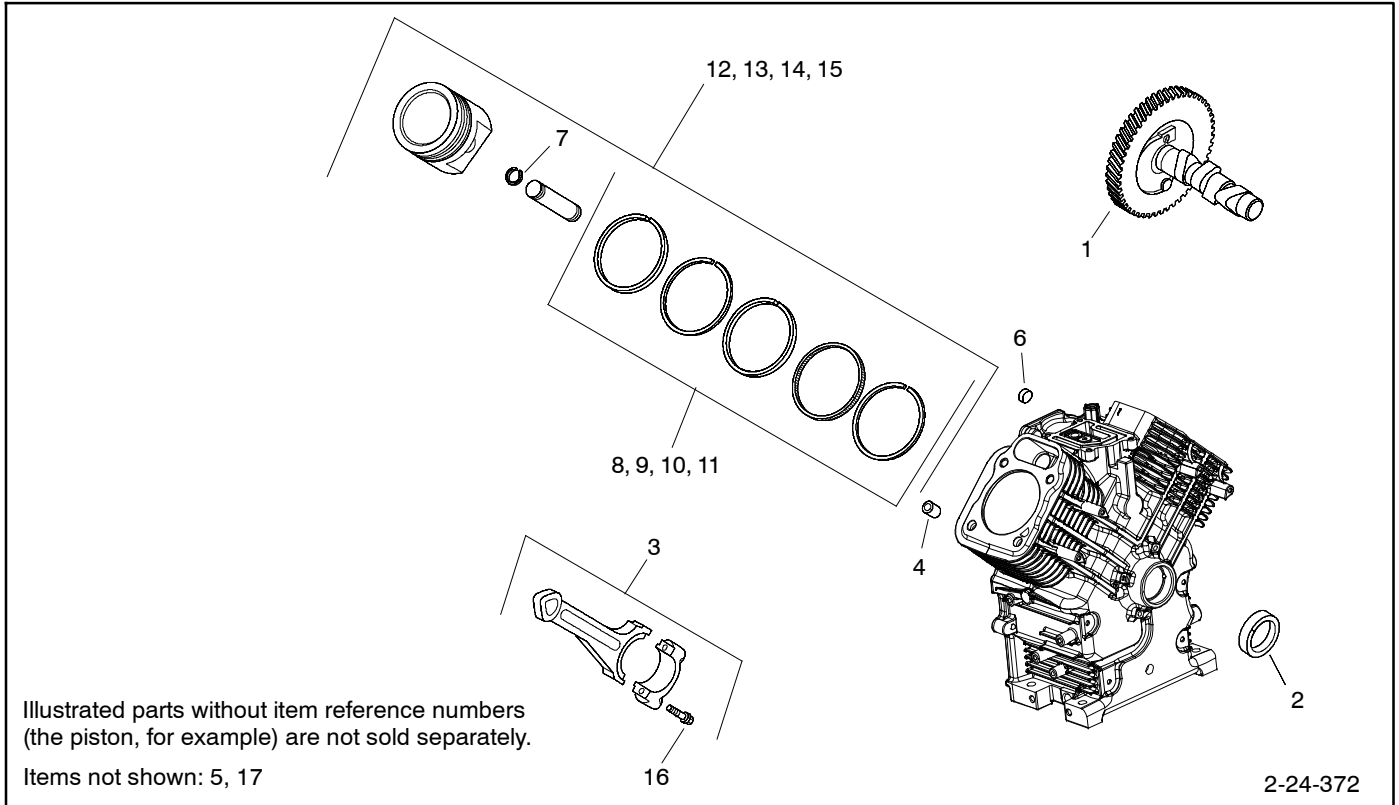
1-62-12

1-62-12

Item	Part Number	Description	Quantity
1	62 014 123-S	Crankshaft, Finished	1
2	25 139 27-S	Plug, cup	1

Group 2: Crankcase

14RCA/L

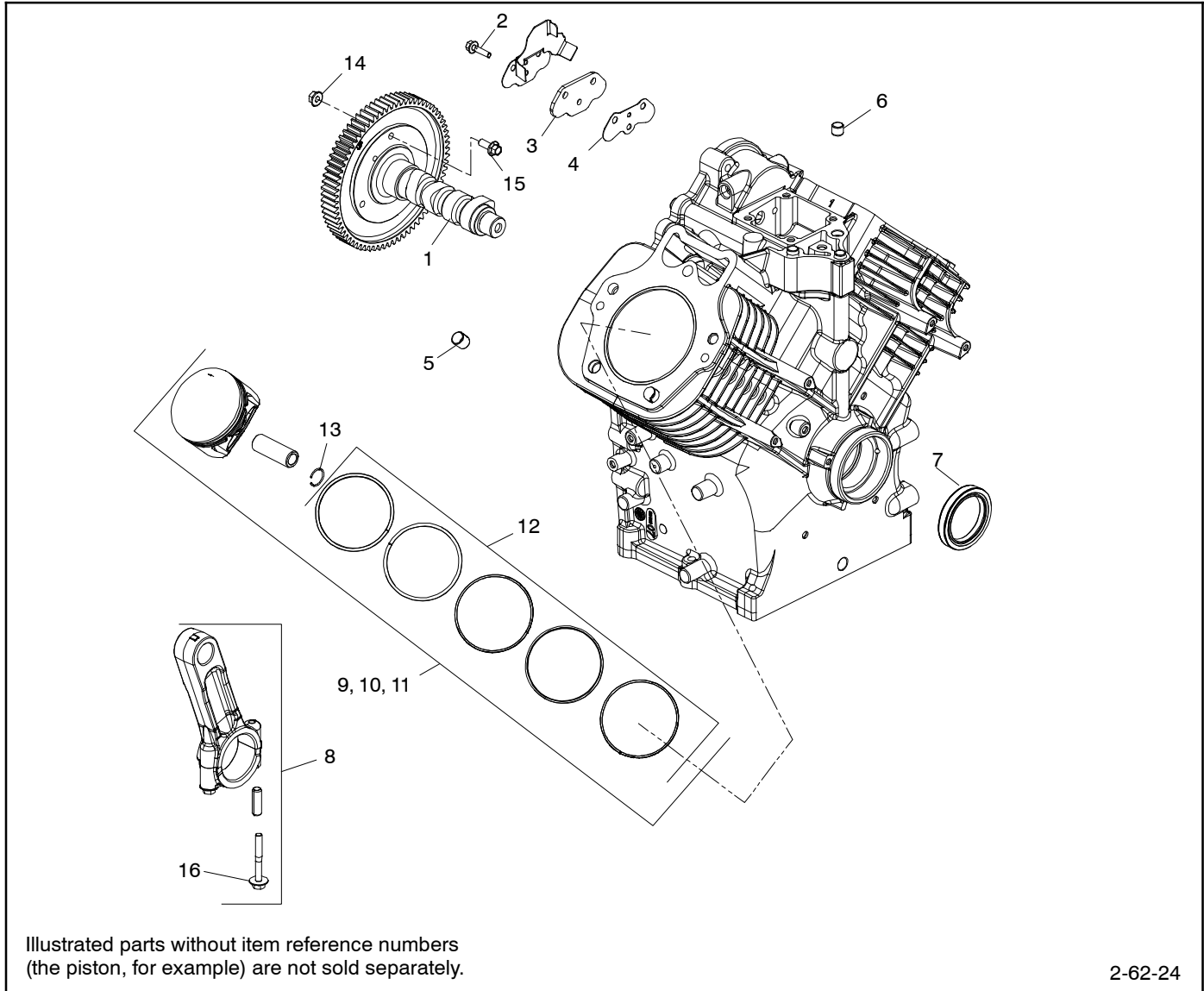


2-24-372

Item	Part Number	Description	Quantity
1	24 012 18- S	Kit, Camshaft	1
2	24 032 19- S	Seal, Oil (Helix Lip)	1
3	25 067 04- S	Rod, Assembly Connecting	2
4	24 380 16- S	Pin, Locating	6
5	25 139 28- S	Plug, Cup	1
6	52 139 09- S	Plug, Cup	1
7	24 018 01- S	Retainer, Piston Pin	4
8	25 108 01- S	Ring Set (Std) Style B- 1.2 mm TP Ring Thick	2
9	25 108 02- S	Ring Sets (+0.08)	2
10	25 108 03- S	Ring Set (.25) Style B- 1.2 mm TP Ring Thick	2
11	25 108 04- S	Ring Set (.50) Style B- 1.2 mm TP Ring Thick	2
12	25 874 13- S	Piston Kit, 725cc (Std)	2
13	25 874 15- S	Piston Kit, 725cc (+0.08)	2
14	25 874 16- S	Piston Kit, 725cc (+0.25)	2
15	25 874 17- S	Piston Kit 725cc (+0.50)	2
16	25 086 452- S	Kit, Rod Bolts- (#25086677S)	2
17	25 158 18- S	Bushing, Reducing	1

Group 2: Crankcase

20RCA/L

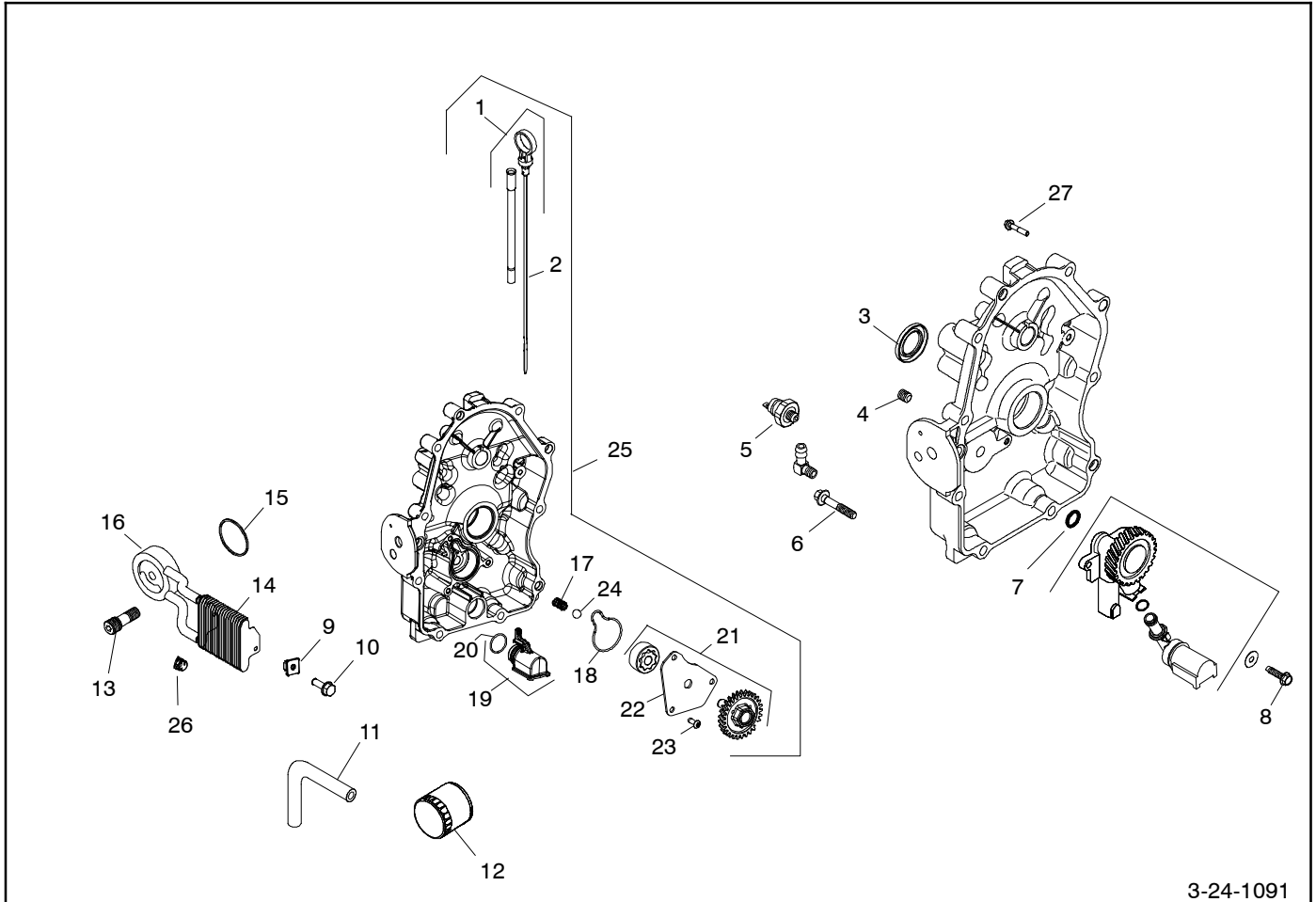


2-62-24

Item	Part Number	Description	Quantity
1	62 010 10- S	Kit, Camshaft- Use 62 010 13- S	1
2	M- 551020- S	Screw, Hvy Flg M5 x 0.8 x 20	3
3	62 096 29- S	Kit, Cover, Lifter Feed	1
4	62 041 24- S	Gasket, Lifter Feed Cover	1
5	24 380 16- S	Pin, Locating	6
6	15 380 01- S	Pin	3
7	62 032 21- S	Seal, Oil	2
8	62 067 13- S	Connecting Rod Assembly	2
9	62 874 17- S	Kit, Piston (STD)	2
10	62 874 18- S	Kit, Piston (0.25 OS)	2
11	62 874 19- S	Kit, Piston (0.50 OD)	2
12	62 108 07- S	Ring, Set Piston (STD)	2
13	62 018 04- S	Retainer, Piston Pin	4
14	M- 641060- S	Nut, Flg M6 x 1.0	3
15	25 086 129- S	Screw, Hex Flnge	3
16	25 086 677- S	Kit, Rod Bolts	4

Group 3: Lubrication

14RCA/L



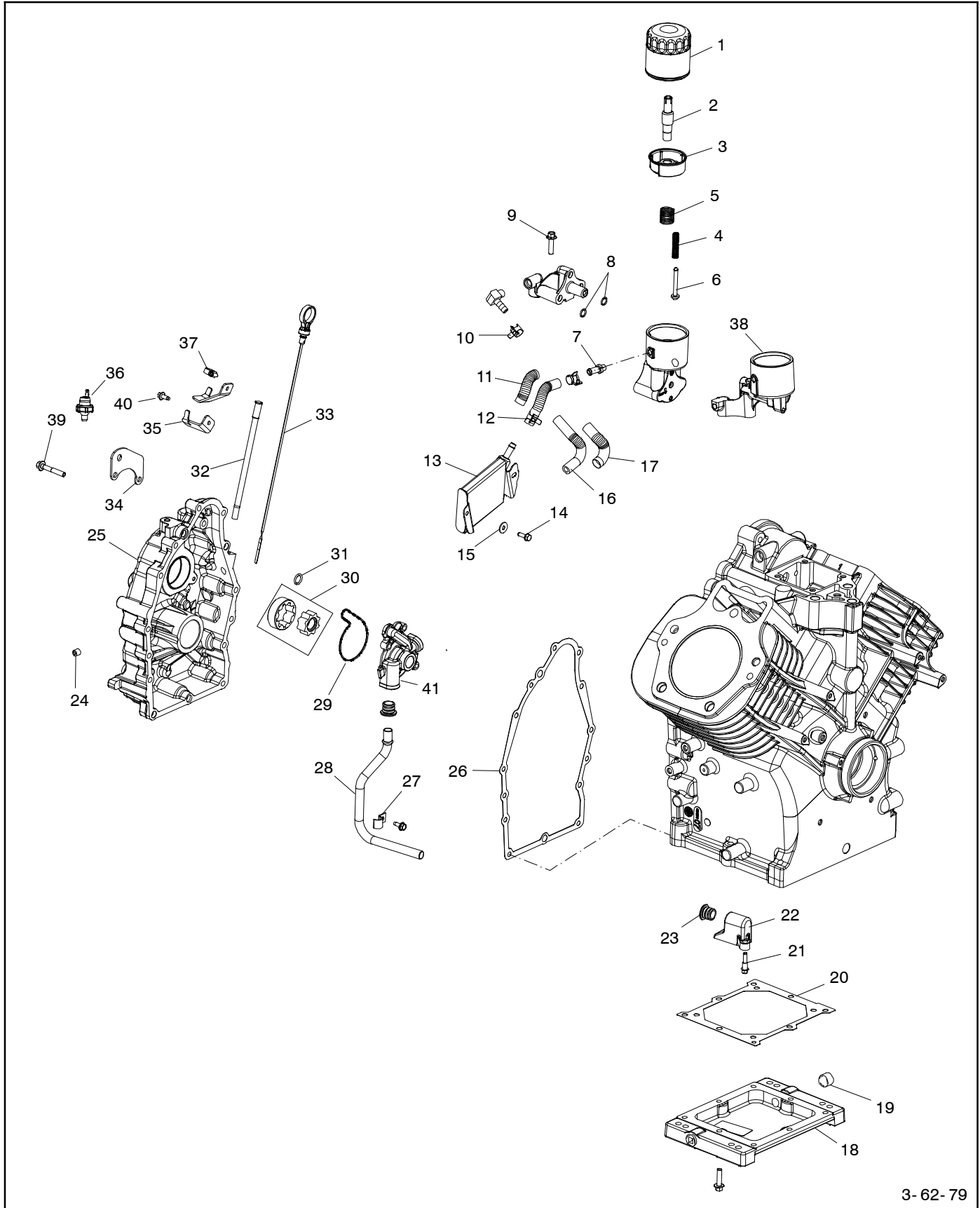
3-24-1091

3-24-1091

Item	Part Number	Description	Quantity
1	24 755 121- S	Kit, Dipstick/Dipstick Tubes	1
2	24 038 18- S	Dipstick	1
3	25 032 06- S	Oil Seal	1
4	25 139 60- S	Plug, Ctsk Pipe 1/8 in.	1
5	52 099 08- S	Switch, Oil Pressure	1
6	24 086 17- S	Screw, Flg M8X1.25X45	9
7	24 153 08- S	O- Ring	1
8	25 086 401- S	Screw, Thread Forming	3
9	25 100 37- S	Nut, Plastic - Black	1
10	24 086 12- S	Screw, Tap M6 x 1.7 x 18	1
11	24 326 17- S	Kit, Hose 140 mm	2
12	12 050 01- S	Oil Filter	1
13	24 136 08- S	Nipple, Oil Filter	1
14	24 594 66- S	Cooler, Oil & Diverter Assembly	1
15	24 153 21- S	O- Ring, Oil Cooler	1
16	24 029 124- S	Adapter, Oil Filter	1
17	24 089 74- S	Spring, Compression	1
18	24 153 33- S	Seal, Oil Pump Cover	1
19	24 381 13- S	Pick- Up Assembly, Oil	1
20	24 153 34- S	O- Ring, Oil Pick- Up	1
21	24 393 70- S	Pump Assembly, Oil	1
22	24 096 151- S	Cover, Oil Pump	1
23	25 086 414- S	Screw, Button Head	3
24	25 194 03- S	Pressure Relief Ball	2
25	24 009 216- S	Closure Plate Assembly (Service)	1
26	24 237 16- S	Clamp, Hose Low Profile	4
27	25 086 317- S	Screw, Hex Flange	1

Group 3: Lubrication, continued

20RCA/L



3-62-79

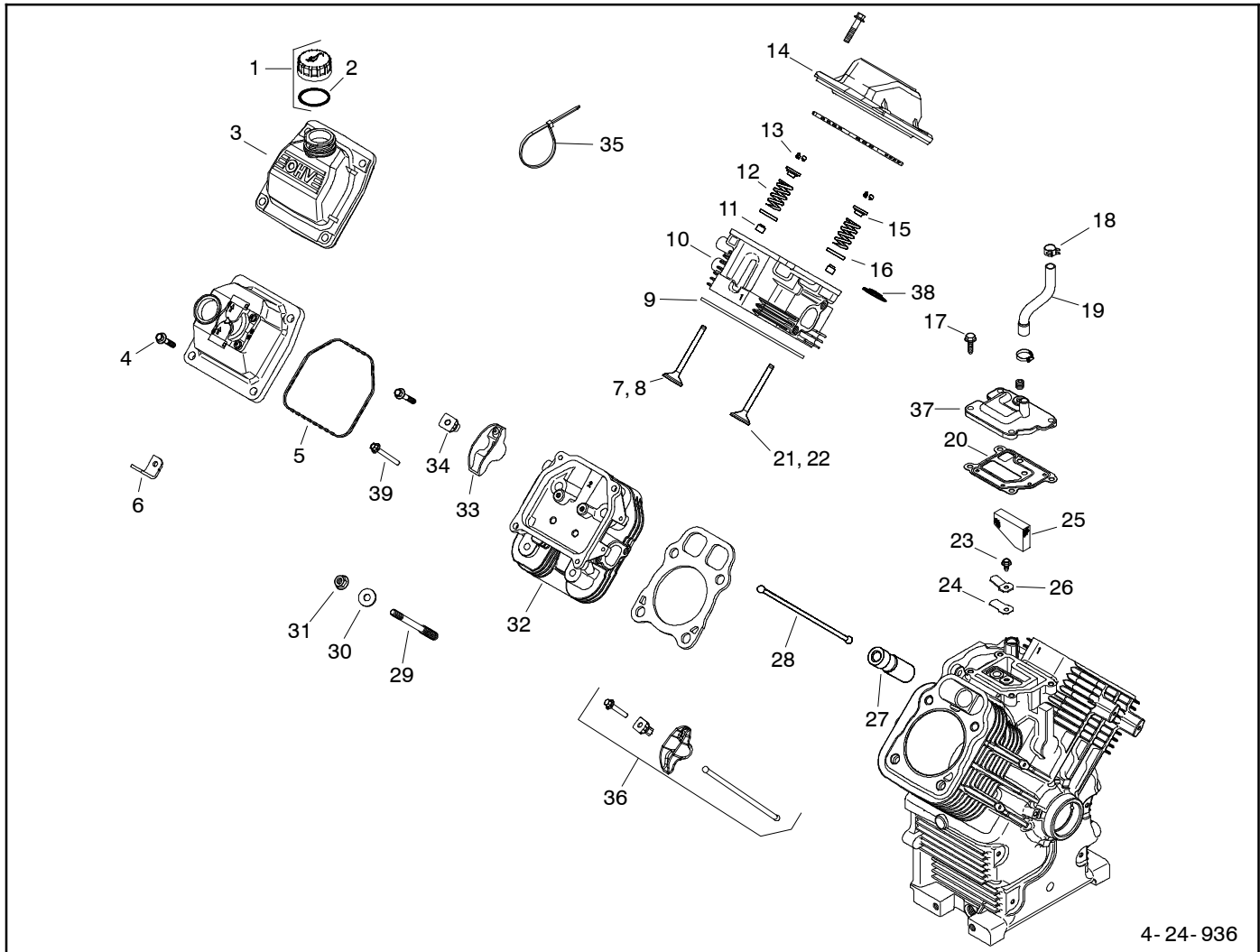
Group 3: Lubrication, continued

3-62-79

Item	Part Number	Description	Quantity
1	52 050 02-S	Oil Filter	1
2	62 136 05-S	Nipple, Oil Filter Assembly	1
3	62 109 02-S	Cup, Oil Filter Assembly	1
4	62 089 11-S	Spring, Oil Filter Valve	1
5	62 089 12-S	Spring, Oil Filter Cup	1
6	62 462 02-S	Valve, Oil Filter	1
7	25 294 16-S	Fitting, Barbed	1
8	24 153 01-S	O- Ring, Oil Pick-Up	3
9	M-851030-S	Screw, Flg M8X1.25X30	9
10	25 237 02-S	Clamp	4
11	25 431 16-S	Sleeve, Anti Abrasion- Use 25 431 12- S	1
12	62 326 10-S	Hose, Oil Return	1
13	62 594 05-S	Cooler, Oil Assembly	1
14	24 086 12-S	Screw, Tap M6x1.7x18	2
15	X-25-52-S	Washer, Flat 1/4 in.	2
16	62 326 06-S	Hose, Oil Supply	1
17	25 431 18-S	Sleeve, Anti Abrasion- Use 25 431 12- S	1
18	62 199 14-S	Oil Reservoir	1
19	25 158 19-S	Bushng, Redcr 1/2 in.- 1/8 in. NPT STL	1
20	62 041 22-S	Gasket, Oil Reservoir	1
21	32 086 01-S	Screw, Shd Thd Frm M6x.0x6.5	1
22	62 081 06-S	Housing, Oil Pick-Up Assembly	1
23	62 032 19-S	Seal, Pick-Up Tube	2
24	25 139 60-S	Plug, Ctsk Pipe 1/8 in.	2
25	62 009 35-S	Kit, Closure Plate	1
26	62 041 21-S	Gasket, Oil Pan	1
27	62 237 02-S	Clamp	1
28	62 123 05-S	Tube, Oil Pick-Up	1
29	62 153 04-S	O- Ring, Oil Pump Housing	1
30	62 393 01-S	Pump Assembly, Oil/Gerotor	1
31	24 153 08-S	O- Ring	1
32	62 123 15-S	Kit, Dipstick Tube	1
33	62 038 11-S	Dipstick, Lpac	1
34	62 445 04-S	Strap, Lifting	1
35	62 126 13-S	Bracket, Dipstick Tube	1
36	48 099 07-S	Switch, Oil Pressure	1
37	25 237 14-S	Clamp, Hose (KM)- Use 25 237 31- S	1
38	62 081 34-S	Kit, Oil Filter Housing	1
39	25 086 618-S	Screw, Hex Flange	14
40	25 086 404-S	Screw, Thread Forming	1
41	62 081 42-S	Housing, Oil Pump Machining	1

Group 4: Cylinder Head/Breather

14RCA/L



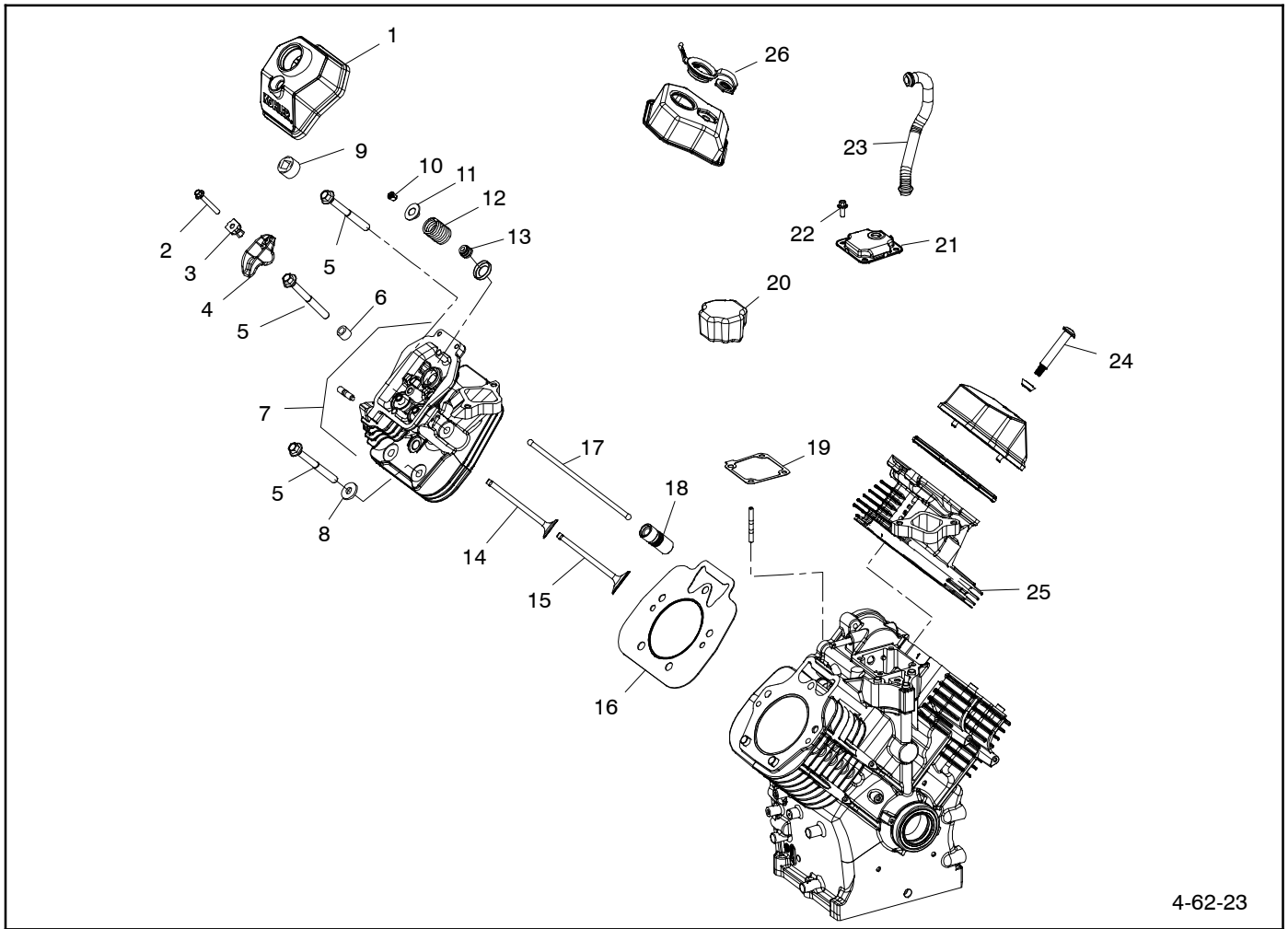
4-24-936

4-24-936

Item	Part Number	Description	Qty.	Item	Part Number	Description	Qty.
1	24 173 15-S	Kit, Cap and O-Ring	1	24	24 402 03-S	Reed, Breather	1
2	25 153 02-S	O-Ring, Dipstick	1	25	24 050 11-S	Filter, Breather	1
3	24 096 171-S	Cover, Rocker	1	26	66 018 04-S	Retainer, Reed	1
4	M-651030-S	Screw, Flg M6 x 1.0 x 30	8	27	25 351 10-S	Lifter Valve Hydraulic- Use 25 351 11-S	4
5	24 153 30-S	O-Ring (Yellow), Valve Co	2	28	24 411 05-S	Rod, Push	4
6	25 445 02-S	Strap, Lifting	2	29	24 072 09-S	Stud, M8 x 1.25	8
7	32 016 01-S	Valve, Exhaust	2	30	24 468 16-S	Washer, Flat 8.6 mm	8
8	32 016 02-S	Valve, Exhaust (.25)	2	31	24 100 10-S	Nut, Flg M8 x 1.25	8
9	24 841 04-S	Kit, Gasket Cylinder Head	2	32	24 318 207-S	Kit, Cylinder Head (#2)	1
10	24 318 206-S	Kit, Cylinder Head (#1)	1	33	25 186 01-S	Arm, Rocker	4
11	25 032 14-S	Seal, Valve Band	2	34	24 599 02-S	Pivot, Rocker Arm	4
12	24 089 02-S	Spring, Valve	4	35	25 454 05-S	Tie	1
13	12 755 03-S	Kit, Retainer	8	36	24 755 66-S	Kit, Valve Train	4
14	24 096 172-S	Cover, Rocker	1	37	24 096 163-S	Cover, Breather	1
15	25 173 28-S	Cap, Valve Spring	4	38	24 018 05-S	Retainer, Valve Guide (KM)	4
16	235011-S	Retainer, Spring	4	39	25 086 764-S	Screw, Hex Flange	4
17	25 086 758-S	Screw, Thread Forming	1				
18	25 237 37-S	Spring Clamp, Hose	1				
19	24 326 89-S	Kit, Breather Hose and Clamp	1				
20	24 041 67-S	Gasket, Breather	1				
21	24 017 01-S	Valve, Intake (Std)	2				
22	24 017 02-S	Valve, Intake (.25)	2				
23	M-545010-S	Screw, Flg Thd Frm M5 x .8 x 10	1				

Group 4: Cylinder Head/Breather

20RCA/L



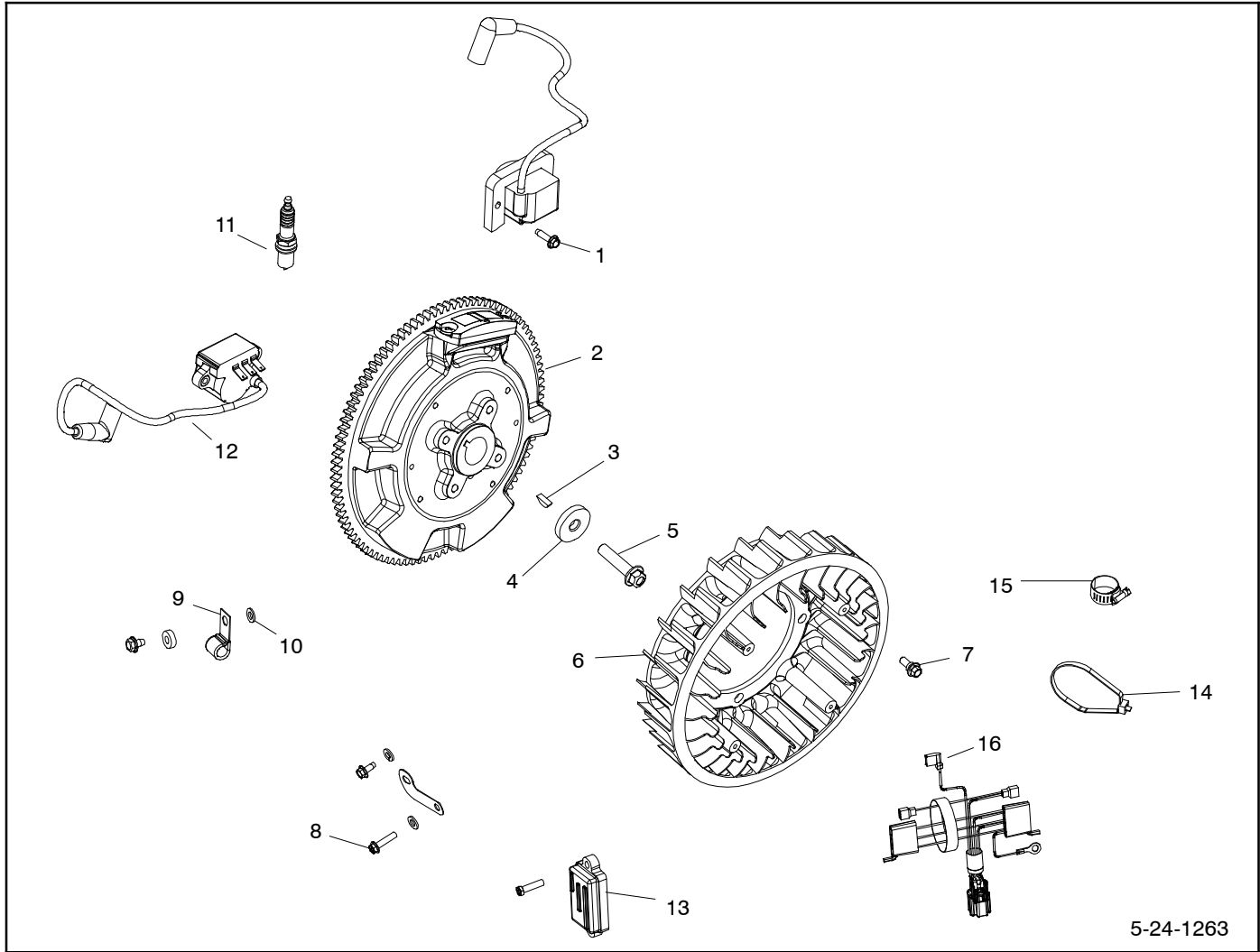
4-62-23

4-62-23

Item	Part Number	Description	Quantity
1	62 096 37- S	Kit, Valve Cover	2
2	32 086 04- S	Screw, Flg M6 x 1.0 x 45- Use 25 086 764- S	4
3	24 599 02- S	Pivot, Rocker Arm	4
4	25 186 01- S	Arm, Rocker	4
5	62 086 08- S	Screw, Flg M10 x 1.5 x 90	10
6	62 112 03- S	Spacer	2
7	62 318 30- S	Head Cylinder #2	1
8	12 468 05- S	Washer, Flat 13/32 in.	6
9	25 139 89- S	Plug, Pipe 3/4 NPTF Square	2
10	12 755 03- S	Kit, Retainer	8
11	25 173 28- S	Cap, Valve Spring	4
12	62 089 54- S	Spring, Valve	4
13	25 032 14- S	Seal, Valve Band	2
14	62 016 02- S	Valve, Exhaust	2
15	62 017 01- S	Valve, Intake	2
16	62 841 01- S	Kit, Cylinder Head Gasket	2
17	12 411 04- S	Rod, Push	4
18	25 351 10- S	Lifter, Valve Hydraulic- Use 25 351 11- S	4
19	62 041 27- S	Gasket, Breather	1
20	62 050 10- S	Filter, Breather	1
21	62 033 06- S	Kit, Breather Assembly	1
22	25 086 397- S	Screw, Thread Forming	4
23	62 326 29- S	Hose, Breather	1
24	25 086 410- S	Screw, Shoulder	2
25	62 318 28- S	Head Cylinder #1	1
26	62 313 08- S	Grommet, Oil Fill	2

Group 5: Ignition/Charging

14RCA/L



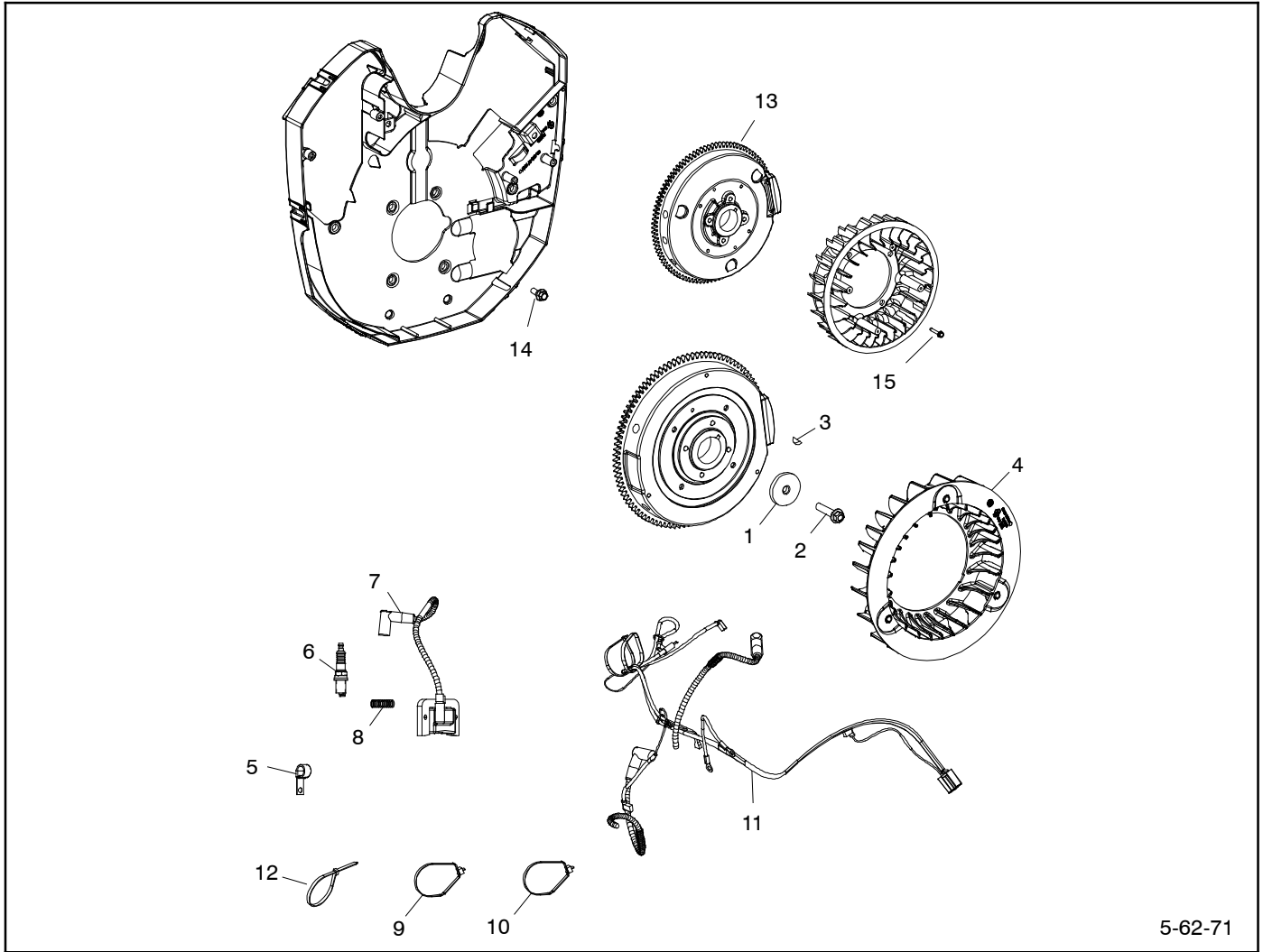
5-24-1263

5-24-1263

Item	Part Number	Description	Quantity
1	25 086 472-S	Screw, Thread Forming	4
2	24 025 58-S	Flywheel Assembly (LW)	1
3	X-42-15-S	Key, 3/16 in. x 5/8 in.	1
4	12 468 03-S	Washer, Flat 13/32 in.	1
5	12 086 14-S	Screw, Flg M10 x 1.5 x 45- Use 25 086 361-S	1
6	24 157 11-S	Fan- Use 24 755 253-S	1
7	25 086 47-S	Bolt, Shoulder	4
8	25 086 157-S	Screw, Hex Flange Hi- Lo	2
9	235173-S	Clip, Cable	1
10	X-25-63-S	Washer, Flat 1/4 in. (O.D. 1/2 in.)	2
11	25 132 14-S	Spark Plug, Rfi	2
12	24 584 116-S	Module Spark Advance (Dsai) Assembly	2
13	25 096 04-S	Cover	1
14	25 454 07-S	Tie	2
15	25 237 32-S	Clamp, Hose	1
16	24 176 147-S	Harness, Wiring Assembly Atlas 13 Res	1

Group 5: Ignition/Charging

20RCA/L



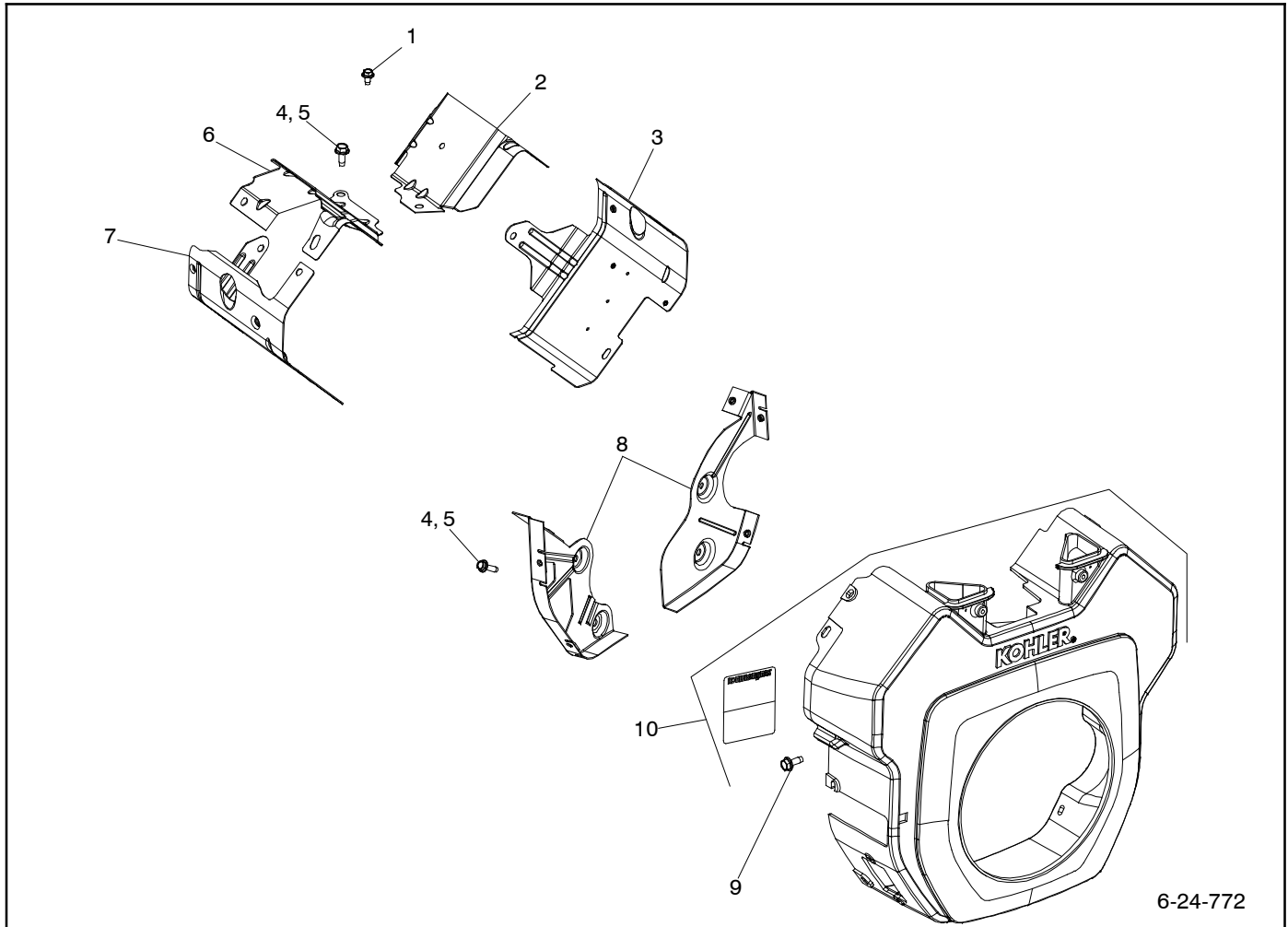
5-62-71

5-62-71

Item	Part Number	Description	Quantity
1	62 468 01-S	Washer, Flat 13/32 in.	1
2	12 086 14-S	Screw, Flg M10X1.5X45- Use 25 086 361-S	1
3	X-42-15-S	Key, 3/16 in. x 5/8 in.	1
4	62 157 04-S	Fan	1
5	25 154 04-S	Clip, Cable	1
6	62 132 04-S	Plug, Spark	2
7	62 584 04-S	Module, Ignition	2
8	62 431 02-S	Sleeve, Corrugated	2
9	12 454 03-S	Tie, Cable	1
10	25 454 07-S	Tie	2
11	62 176 02-S	Harness, Wiring	1
12	25 454 05-S	Tie	1
13	62 025 20-S	Flywheel Assembly	1
14	25 086 47-S	Bolt, Shoulder	4
15	25 086 656-S	Screw, Thread Throwing	4

Group 6: Blower Housing

14RCA/L

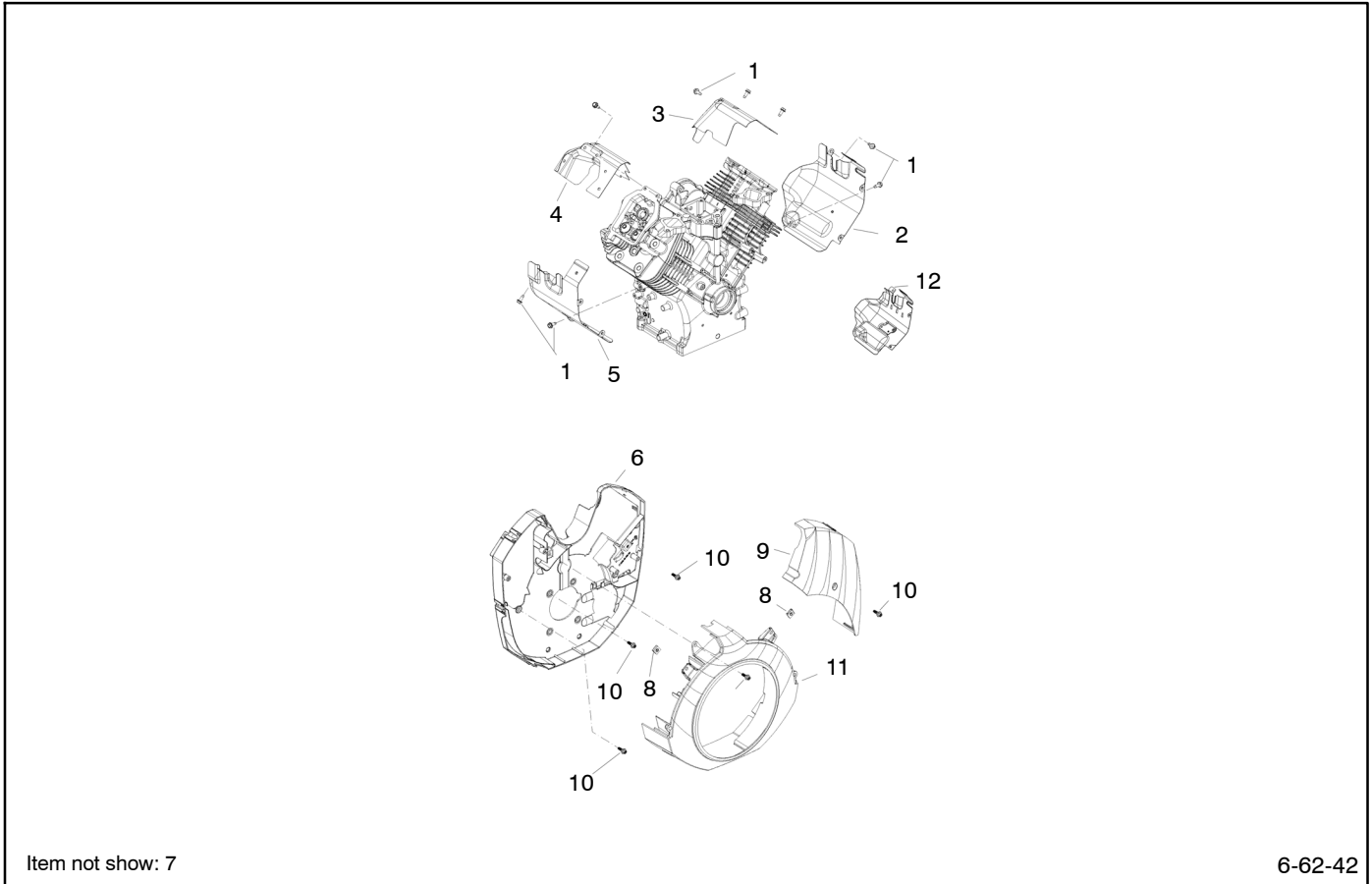


6-24-772

Item	Part Number	Description	Quantity
1	25 086 400-S	Screw, Thread Forming	2
2	24 063 114-S	Baffle, Valley #1 Cylinder	1
3	24 063 85-S	Kit, Cyl Baffle #1 Side	1
4	25 086 396-S	Screw, Thread Forming	2
5	25 086 397-S	Screw, Thread Forming	10
6	24 063 94-S	Baffle, Valley #2 Cylinder	1
7	24 063 88-S	Baffle, Left Barrel	1
8	24 146 59-S	Kit, Backing Plate	1
9	25 086 398-S	Screw, Thread Forming	4
10	24 027 548-S	Kit, Blower Housing	1

Group 6: Blower Housing

20RCA/L



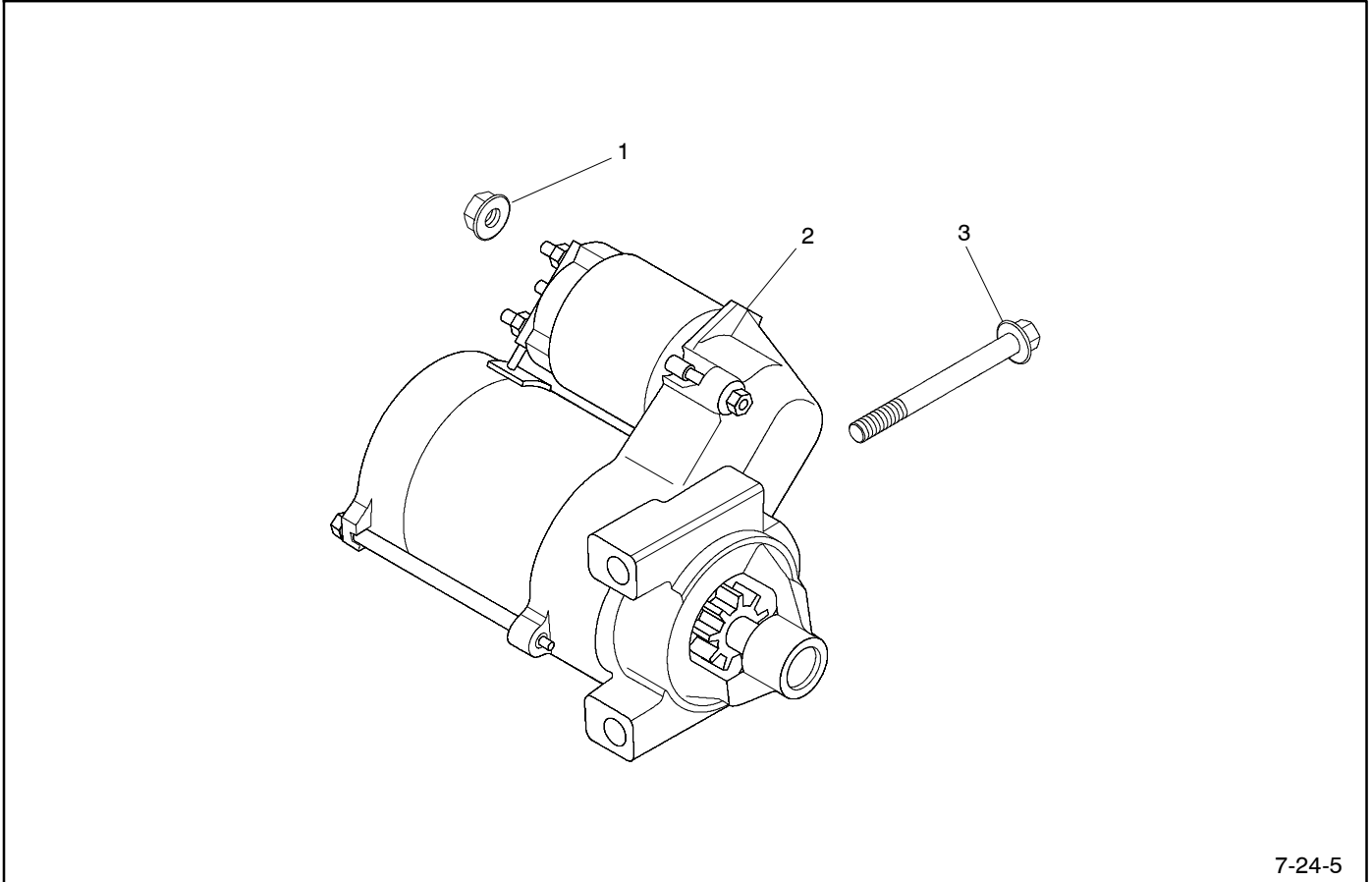
6-62-42

6-62-42

Item	Part Number	Description	Quantity
1	25 086 397-S	Screw, Thread Forming	10
2	62 063 31-S	Baffle, Barrel (#1 Cyl)- Use 62 063 48- S	1
3	62 063 37-S	Baffle, Valley #1 Cylinder	1
4	62 063 38-S	Baffle, Valley #2 Cyl- Use 62 063 40- S	1
5	62 063 32-S	Baffle, Barrel (#2 Cyl)	1
6	62 424 15-S	Shroud, Backing- Use 62 424 19- S	1
7	62 424 19-S	Shroud And Clip Assembly	1
8	25 154 37-S	Clip, Baffle Mounting	12
9	62 424 31-S	Shroud, #1 Cylinder	1
10	62 086 10-S	Screw, Shd Thd Frm	18
11	62 027 24-S	Kit, Blower Housing	1
12	62 424 32-S	Shroud, #2 Cylinder	1

Group 7: Starting

14RCA/L



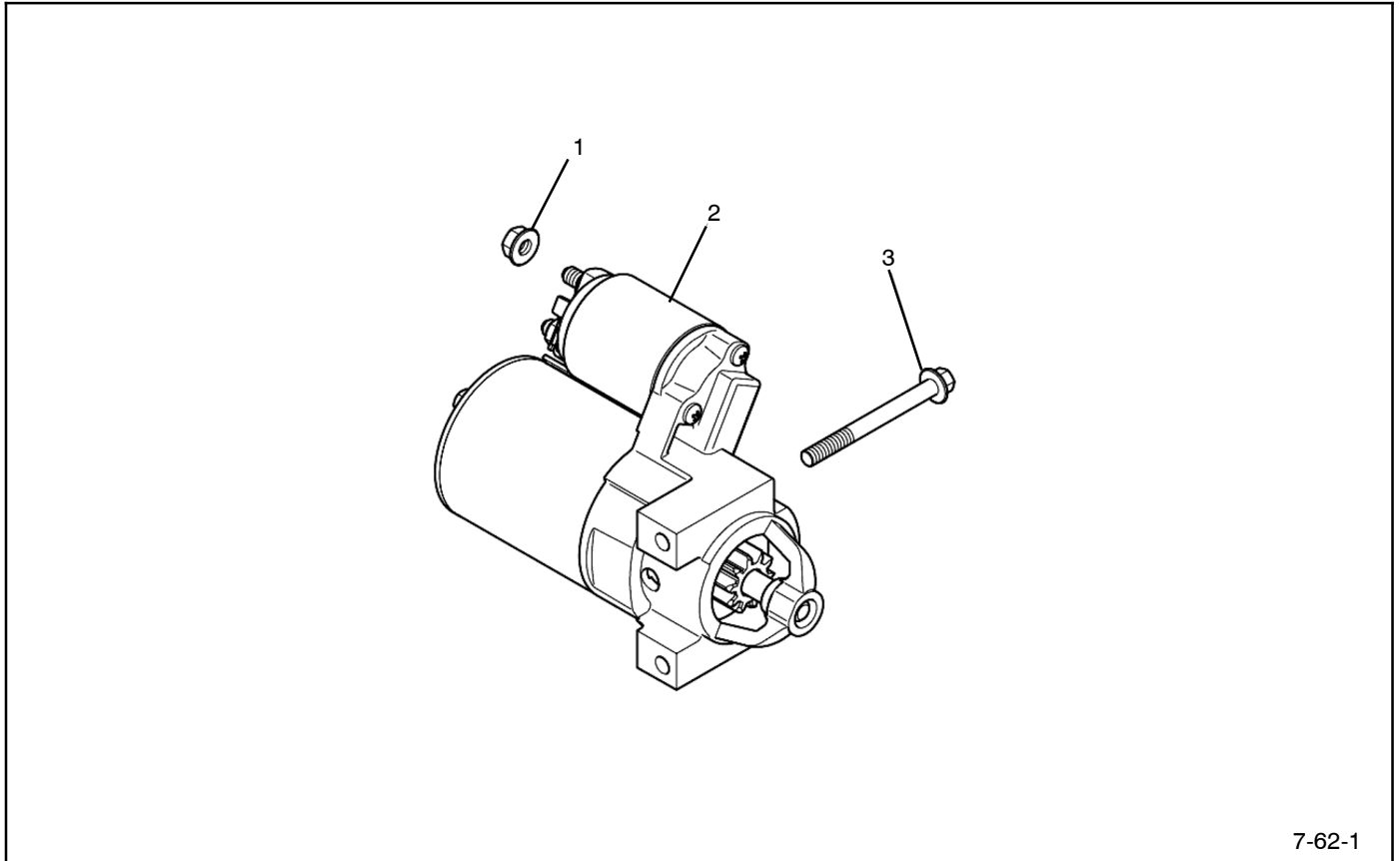
7-24-5

7-24-5

Item	Part Number	Description	Quantity
1	M-841080-S	Nut, Flg M8X1.25	1
2	25 098 21-S	Starter, Solenoid Shift	1
3	M-851080-S	Screw, Flg M8 x 1.25 x 80	2

Group 7: Starting

20RCA/L



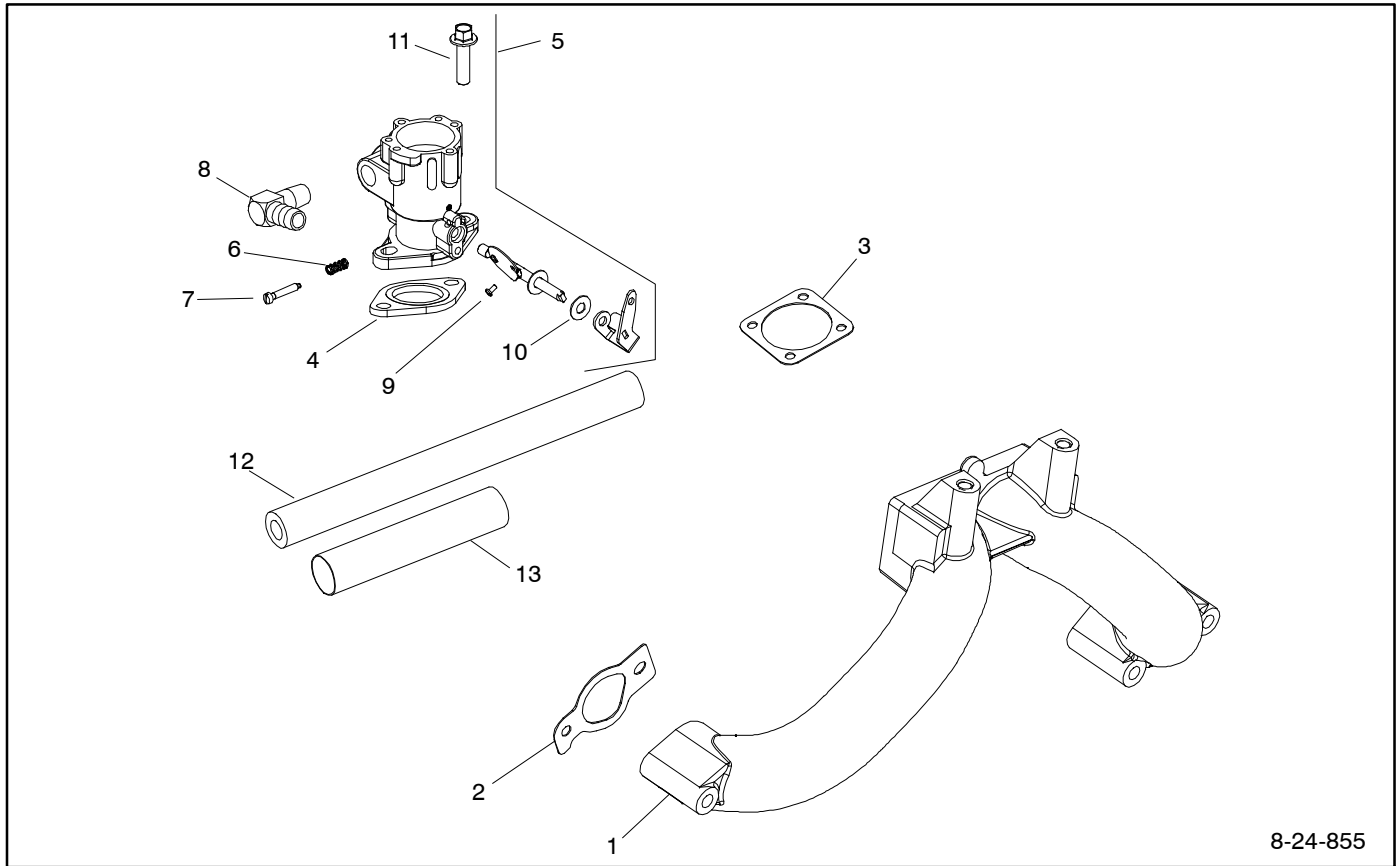
7-62-1

7-6-1

Item	Part Number	Description	Quantity
1	M-841080-S	Nut, fig, M8 x 1.25	1
2	25 098 21-S	Starter, solenoid shift	1
3	M-851080-S	Screw, fig, M8 x 1.25 x 80	2

Group 8: Fuel System

14RCA/L



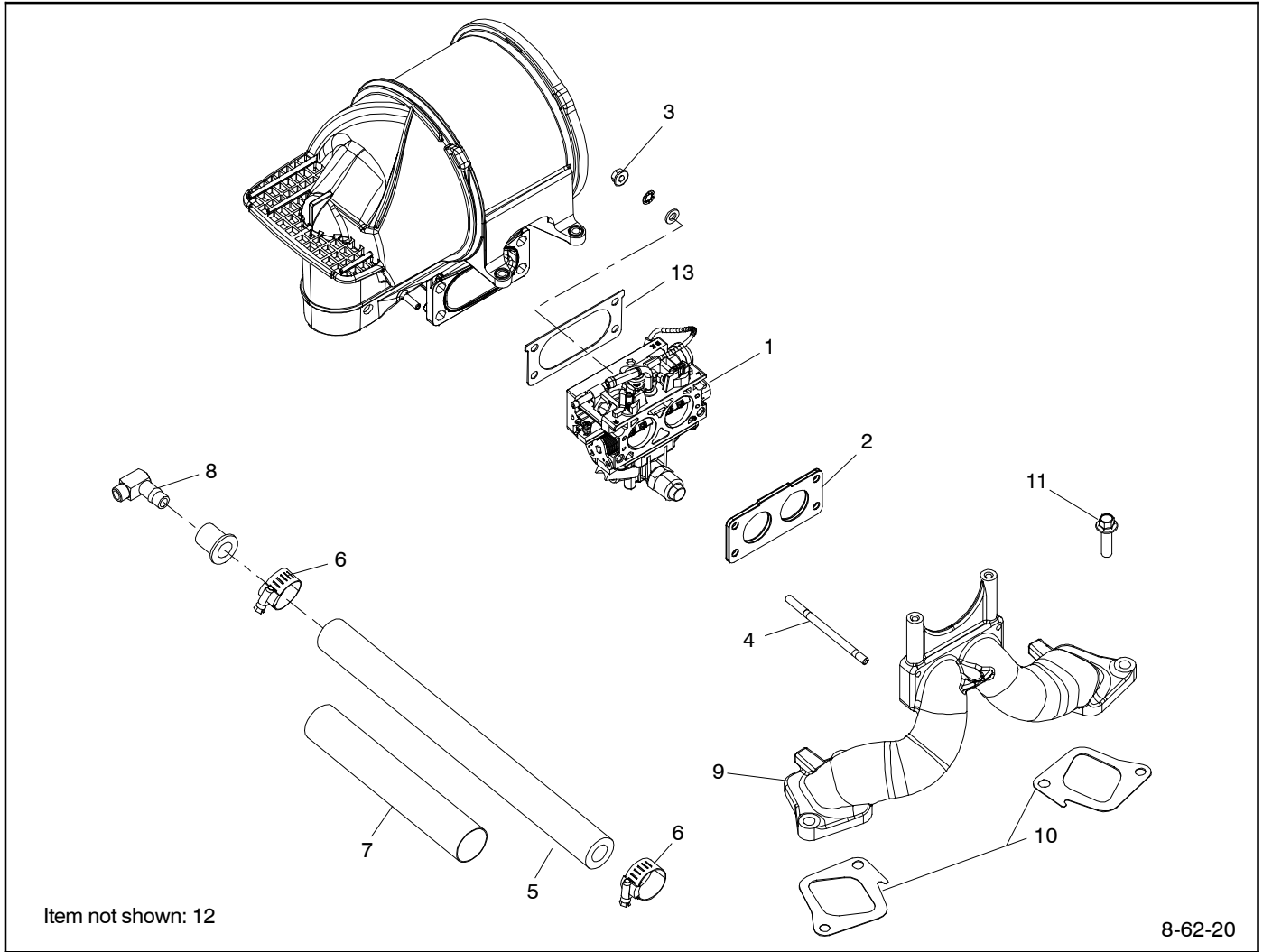
8-24-855

8-24-855

Item	Part Number	Description	Quantity
1	24 164 18-S	Manifold, Intake	1
2	24 041 01-S	Gasket, Intake Manifold- Use 24 041 79- S	2
3	277093-S	Gasket, Air Cleaner	2
4	24 041 26-S	Gasket, Carburetor	1
5	24 853 49-S	Kit, Carburetor W/Gaskets	1
6	232555-S	Spring	1
7	232556-S	Screw, Special	1
8	24 294 23-S	Fitting - Discontinued	1
9	46 086 04-S	Screw	2
10	X-25-8-S	Washer	1
11	M-851030-S	Screw, Flg M8 x 1.25 x 30	2
12	24 353 40-S	Line, LP Fuel (29 in.)	1
13	25 431 19-S	Sleeve, Anti- Abrasion 203 mm Inst.	1

Group 8: Fuel System

20RCA/L

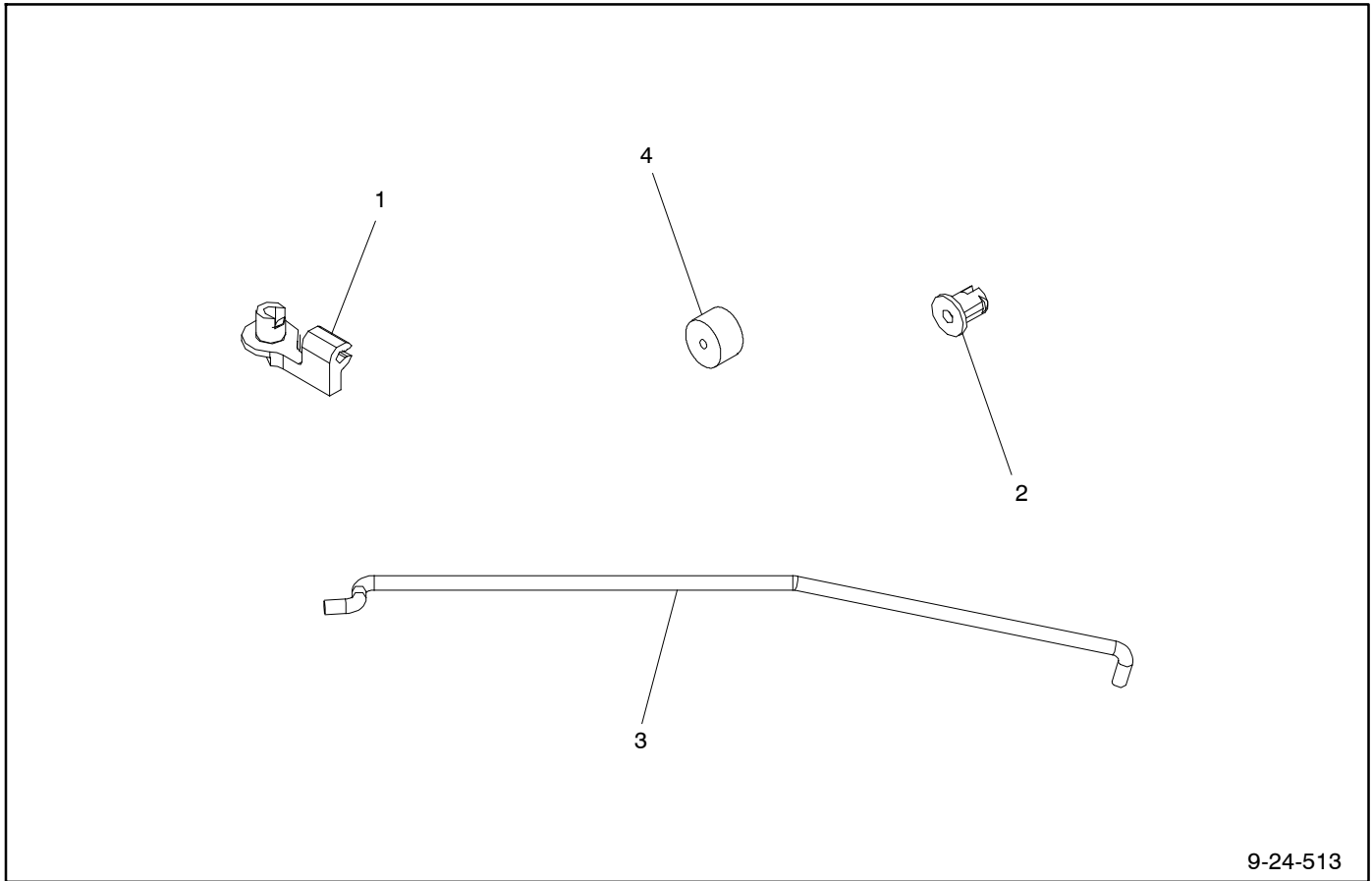


8-62-20

Item	Part Number	Description	Quantity
1	62 853 43-S	Kit, Carburetor	1
2	24 041 81-S	Gasket, Carburetor	1
3	M- 641060-S	Nut, Flg M6 x 1.0	4
4	25 072 26-S	Stud	4
5	25 353 40-S	Line, LP Fuel	1
6	25 237 12-S	Clamp, Hose- Use 25 237 32- S	1
7	25 431 19-S	Sleeve, Anti- Abrasion 203 mm Inst.	1
8	62 294 11-S	Fitting, Fuel	1
9	62 164 22-S	Kit, Intake Manifold	1
10	62 041 13-S	Gasket, Intake Manifold	2
11	M- 851030-S	Screw, Flg M8 x 1.25 x 30	4
12	25 155 38-S	Connector, Hose	1
13	62 041 29-S	Gasket, Air Cleaner Elbow	1

Group 9: Engine Controls

14RCA/L



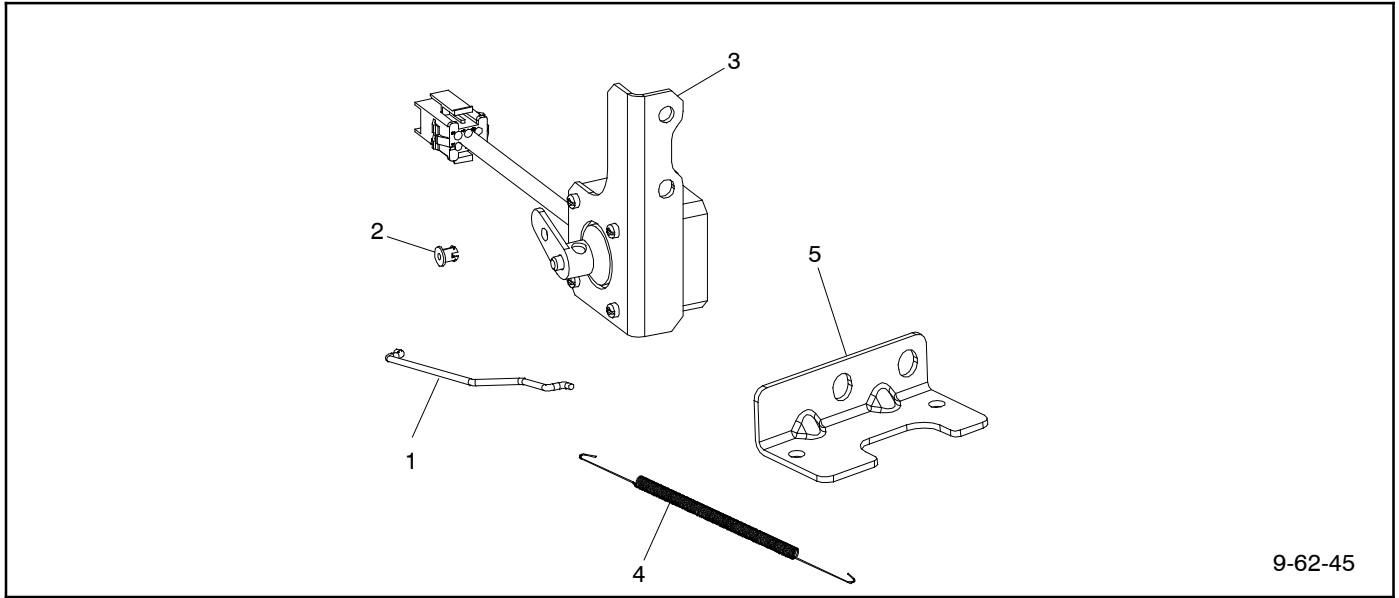
9-24-513

9-24-513

Item	Part Number	Description	Quantity
1	25 158 11-S	Bushing, throttle linkage	1
2	25 158 08-S	Bushing, linkage	1
3	24 079 37-S	Linkage, Throttle	1
4	25 112 09-S	Spacer	3

Group 9: Engine Controls

20RCA/L



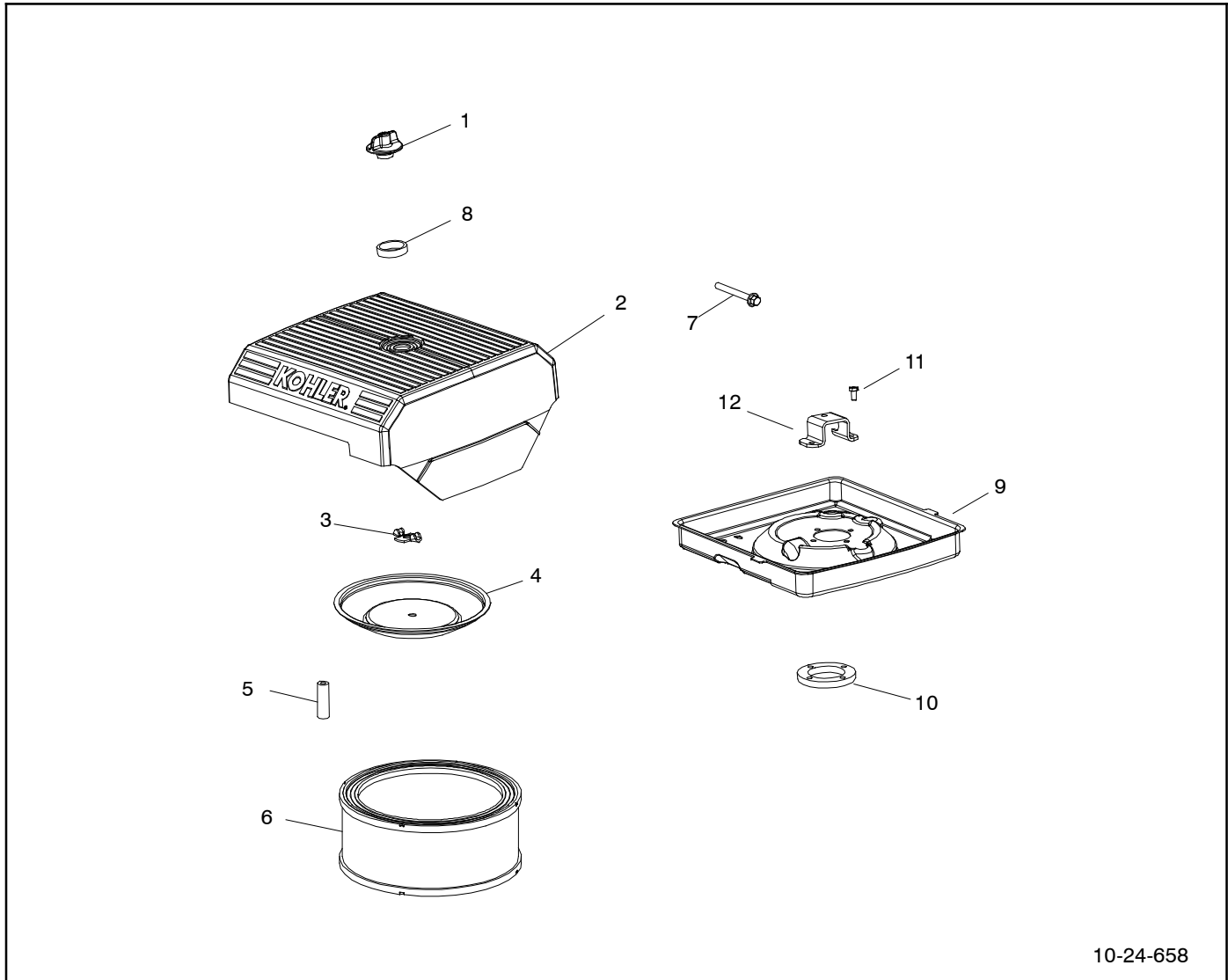
9-62-45

9-62-45

Item	Part Number	Description	Quantity
1	62 079 16-S	Linkage, throttle	1
2	25 158 08-S	Bushing, linkage retaining	2
3	62 310 02-S	Govr. Assy. (Electronic)- Use 62 310 03-S	1
4	62 089 45-S	Spring, linkage	1
5	62 126 66-S	Bracket, lifting	1

Group 10: Air Intake

14RCA/L



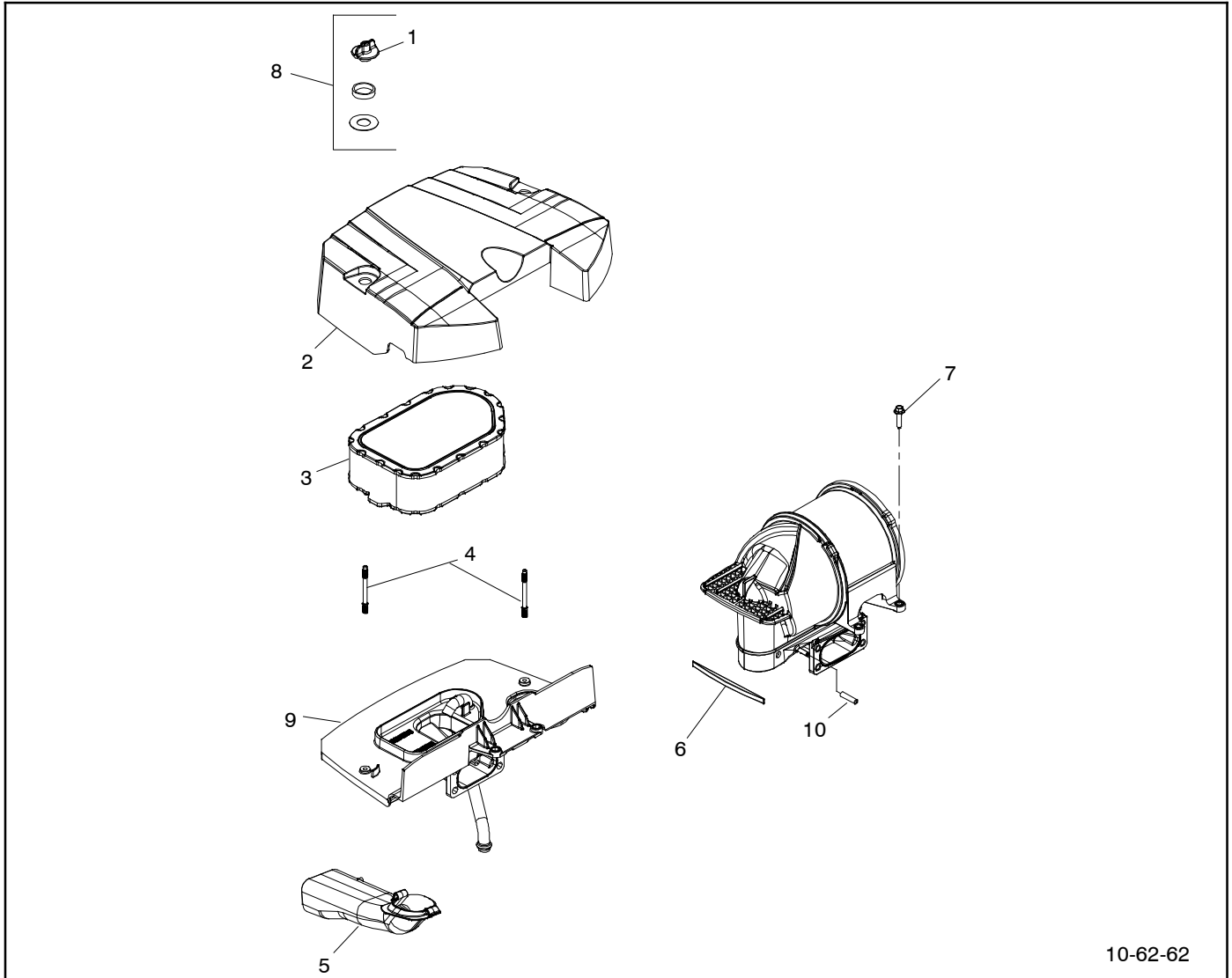
10-24-658

10-24-658

Item	Part Number	Description	Quantity
1	25 341 07-S	Knob, Cover Air Cleaner Cover	1
2	24 096 173-S	Cover, Air Cleaner	1
3	12 100 01-S	Nut, Wing	1
4	24 096 01-S	Cover, Inner Air Cleaner	1
5	230046-S	Seal Breather	1
6	24 083 09-S	Element, Air Filter	1
7	25 086 84-S	Screw, Flg M6 x 1.0 x 55	4
8	24 153 20-S	O-Ring	1
9	24 094 29-S	Base, Air Cleaner	1
10	24 112 21-S	Spacer, Air Cleaner	1
11	25 086 48-S	Screw, Hd 10- 32 x 3/4 in.	4
12	24 126 74-S	Bracket, Air Cleaner	1

Group 10: Air Intake, continued

20RCA/L



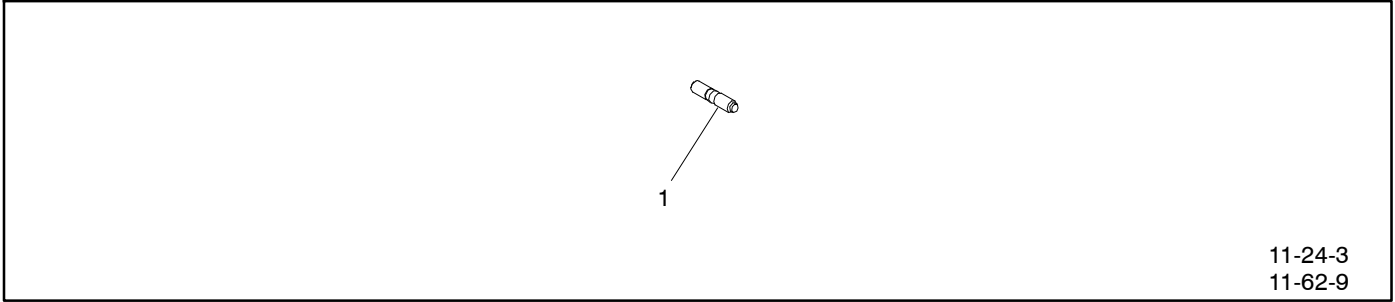
10-62-62

10-62-62

Item	Part Number	Description	Quantity
1	25 341 04-S	Knob, Cover	2
2	62 096 45-S	Cover, A/C Trident Vo	1
3	62 083 04-S	Element, Air Filter (LPAC)	1
4	20 072 04-S	Stud, Air Cleaner Base	2
5	62 123 41-S	Tube, Air Intake	1
6	62 263 04-S	Damper, Foam	1
7	25 086 124-S	Screw, Flg M6 x 1.0 x 25	2
8	54 755 01-S	Kit, Knob W/Seal	2
9	62 094 47-S	Base, Air Cleaner	1
10	25 173 34-S	Cap, Masking	1

Group 11: Engine Exhaust

14-20RCA/L



11-24-3, 11-62-9

Item	Part Number	Description	Quantity
1	25 072 04-S	Stud, exhaust	4

Group 12: Engine Decals

14-20RCA/L

Decals are not illustrated.

12-24-1216
12-62-53

12-24-1216

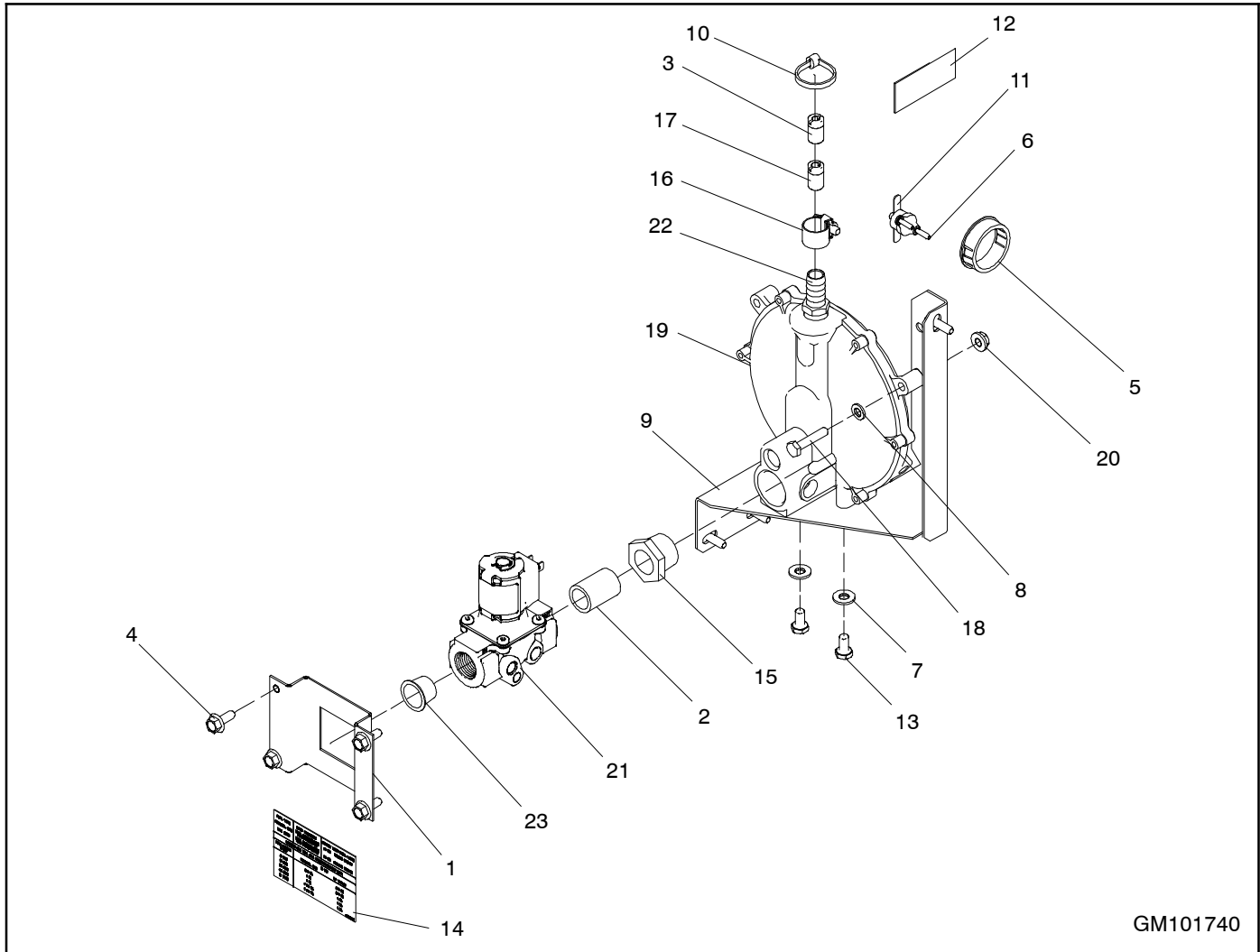
Item	Part Number	Description	Quantity
1	25 113 79-S	Label, clear lamination	1
2	25 113 93-S	Decal, USA	1
3	19 113 32-S	Decal, synthetic oil	1

12-62-53

Item	Part Number	Description	Quantity
1	25 113 79-S	Label, clear lamination	2
2	25 113 50-S	Decal, Powered by Kohler-white	1

Fuel System

14RCA/L



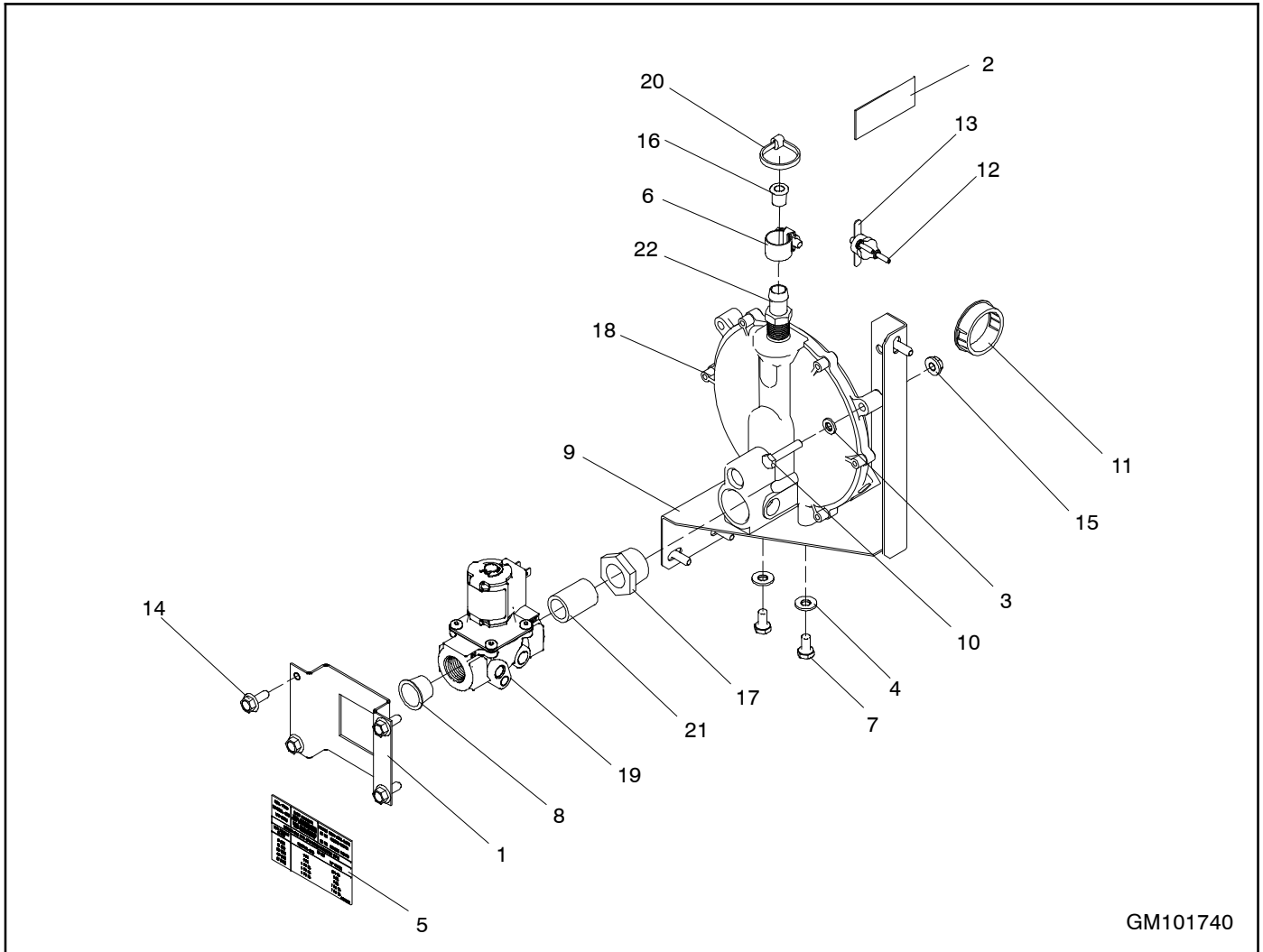
GM101740

GM101740-MA2

Item	Part Number	Description	Quantity
1	GM94805	Plate, Gas Solenoid Retainer	1
2	X-209-2	Pipe (1/2 in. NPT x 1.19 in.)	1
3	24 337 65	Jet, LP Fuel	1
4	GM78761-1	Screw, Sheetmetal	7
5	X-634-28	Bushing	1
6	X-67-152	Screw, Tapping	2
7	X-25-40	Washer, Plain, .281 ID x .625 in. OD	2
8	M125A-06-80	Washer, Plain (Exp)	1
9	GM104797	Bracket, Fuel Regulator MTG	1
10	X-468-2	Cable Tie	1
11	GM92505	Thermostat, 250°F	1
12	GM47407	Decal, Fuel Type	1
13	X-465-6	Bolt, Hex Cap (1/4- 20 x 1/2 in.) GR5	2
14	GM103361	Decal, Fuel Type	1
15	X-202-63	Bushing, Reducing (1/2 x 3/4 in. NPT)	1
16	X-426-12	Clamp, Hose, .69/1.25 in.	1
17	24 337 66	Jet, NG Fuel	1
18	M933-06030-60	Screw, Hex Cap M6 x 30	1
19	A-227531	Regulator, Gas	1
20	M6923-06-80	Nut, Hex 6 mm	1
21	GM85084	Valve, Gas Shut Off	1
22	24 294 29-S	Fitting, Straight, LPG/NG	1
23	X-519-7	Plug, Cap	1

Fuel System

20RCA/L



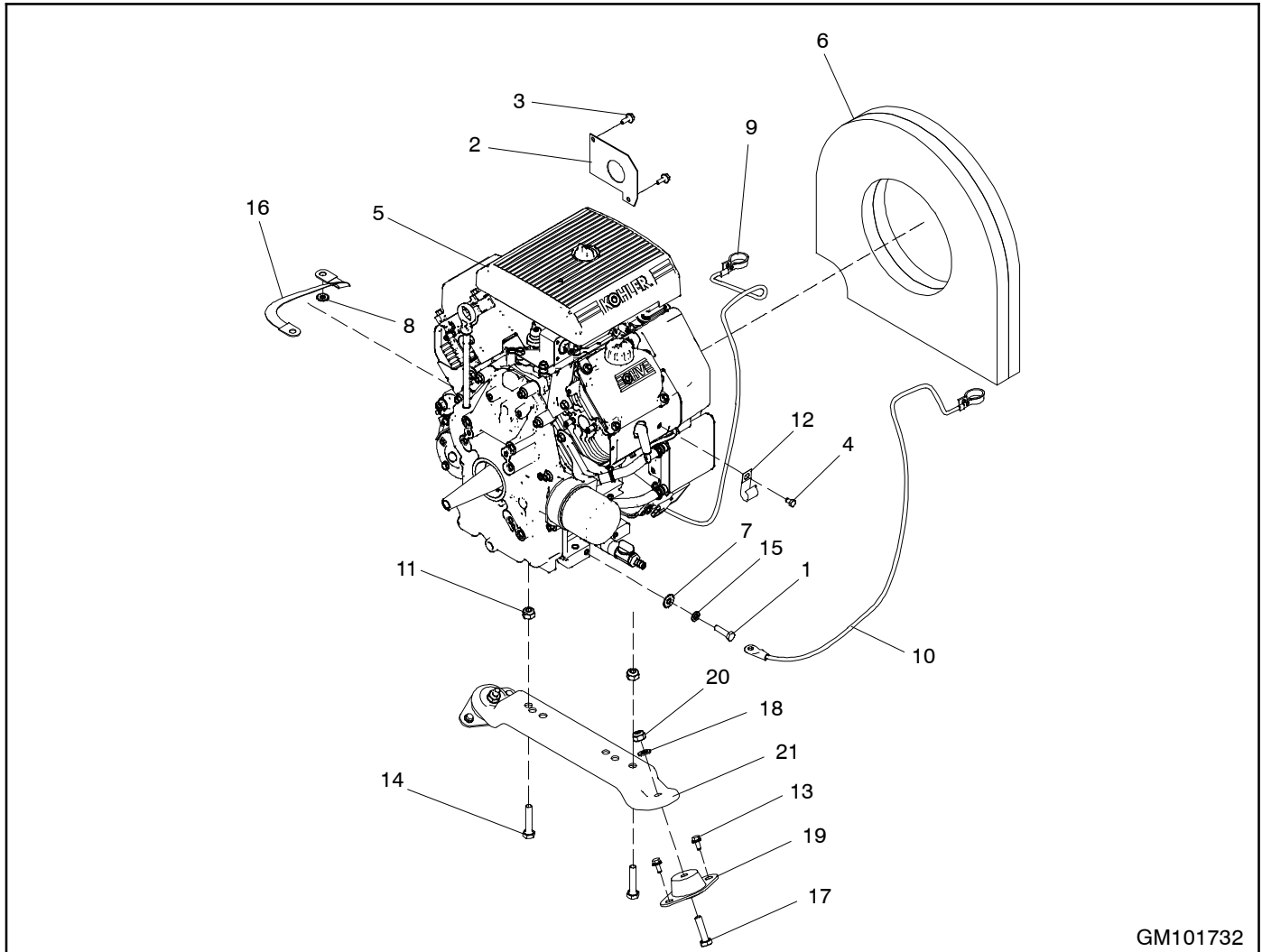
GM101740

GM101740-MA1

Item	Part Number	Description	Quantity
1	GM94805	Plate, Gas Solenoid Retainer	1
2	GM103359	Decal, Fuel Type	1
3	M125A-06-80	Washer, Plain	1
4	X-25-40	Washer, Plain, .281 ID x .625 in. OD	2
5	GM103360	Decal, Fuel Type	1
6	X-426-12	Clamp, Hose, .69/1.25 in.	1
7	X-465-6	Bolt, Hex Cap (1/4-20 x 1/2 in.) GR 5	2
8	X-519-7	Plug, Cap	1
9	GM104797	Bracket, Fuel Regulator Mtg	1
10	M933-06030-60	Screw, Hex Cap M6 x 30	1
11	X-634-28	Bushing	1
12	X-67-152	Screw, Tapping	2
13	GM92505	Thermostat, 250°F	1
14	GM78761-1	Screw, Sheetmetal	7
15	M6923-06-80	Nut, Hex 6 mm	1
16	62 294 06	Fitting, Restrictor	1
17	X-202-63	Bushing, Reducing (1/2 x 3/4 in. NPT)	1
18	GM102602	Regulator, Gas	1
19	GM85084	Valve, Gas Shut Off	1
20	X-468-2	Cable Tie	1
21	X-209-2	Pipe (1/2 in. NPT x 1.19 in.)	1
22	25 294 21	Fitting, Straight	1

Engine Group

14RCA/L



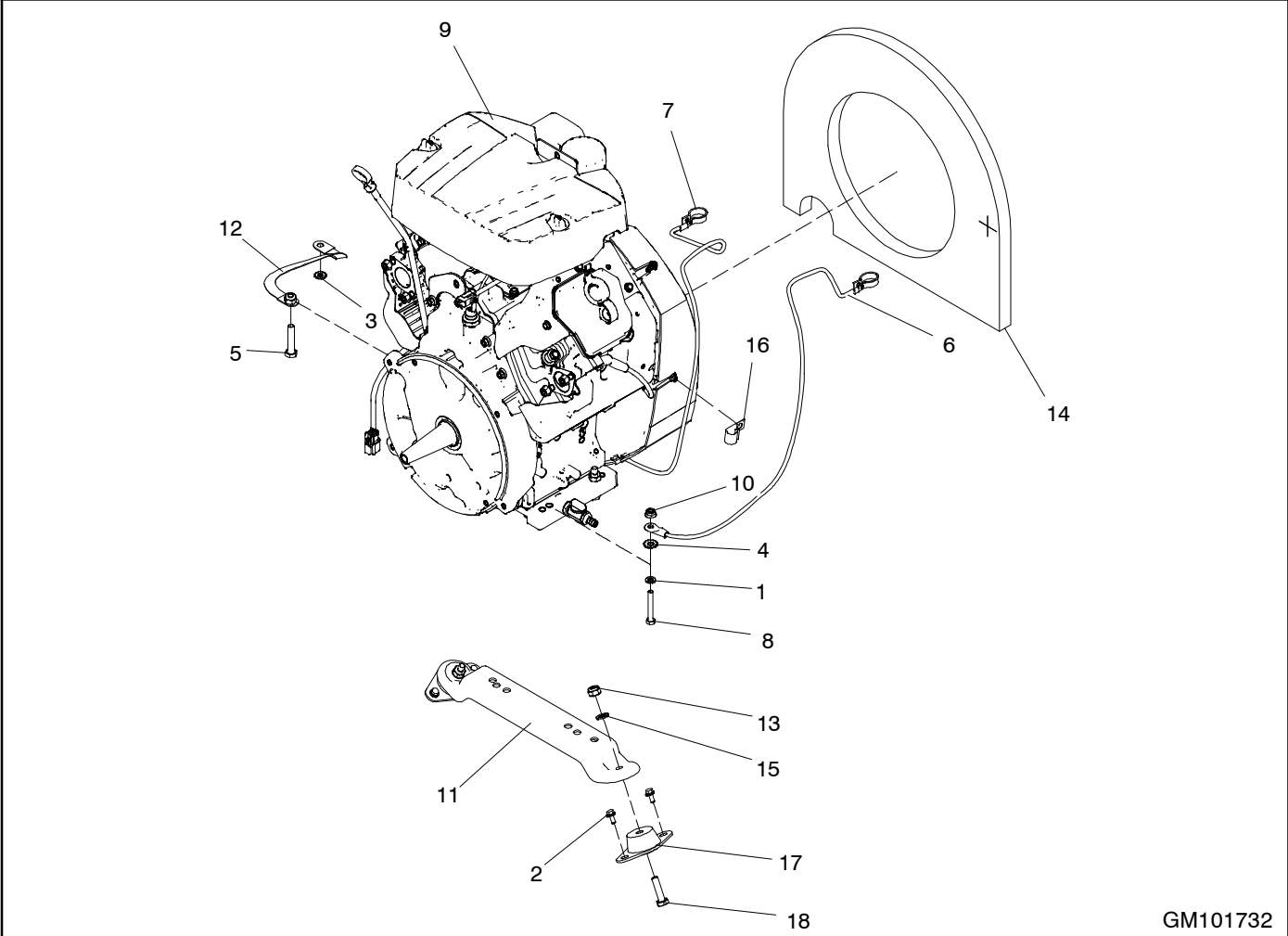
GM101732

GM101732-GR2

Item	Part Number	Description	Quantity
1	M933-08030-60	Screw, Hex Cap M8 x 30	1
2	GM104683	Plate, Fuel Line Access	1
3	GM78761-1	Screw, Sheetmetal	2
4	M933-06010-60	Screw, Hex Cap M6 x 10	1
5	PS-CH740-3345	Engine, Kohler, CH740	1
6	GM105521	Foam, Seal, Air Intake 14 RCA	2
7	X-22-16	Washer, Lock .326 ID x .883 in. OD	1
8	X-22-12	Washer, Lock .262 ID x .743 in. OD	1
9	X-545-281	Cable, Battery	1
10	X-545-282	Cable, Battery	1
11	M982-10-80	Nut, Hex Elastic Stop	2
12	X-6084-1	Clip, J	1
13	M6921-06014-60	Screw, Hex Cap Flange	4
14	M933-10050-60	Screw, Hex Cap M10 x 50	2
15	M125A-08-80	Washer, Plain 8.4 ID x 16.0 OD	1
16	GM50449	Strap, Ground	1
17	M931-10040-60	Screw, Hex Cap M10 x 40	2
18	M125A-10-80	Washer, Plain 10.5 ID x 20.0 OD	1
19	GM75548	Vlbromount	2
20	M982-10-80	Nut, Hex Elastic Stop	2
21	GM102166	Foot, Mounting	1

Engine Group

20RCA/L



GM101732

GM101732-GR1

Item	Part Number	Description	Quantity
1	M125A-08-80	Washer, Plain 8.4 ID x 16.0 OD	1
2	M6921-06014-60	Screw, Hex Cap Flange	4
3	X-22-12	Washer, Lock .262 ID x .743 in. OD	1
4	X-22-16	Washer, Lock .326 ID x .883 in. OD	1
5	M933-10050-60	Screw, Hex Cap M10 x 50	2
6	X-545-282	Cable, Battery	1
7	X-545-281	Cable, Battery	1
8	M931-08055-60	Screw, Hex Cap M8 x 55	1
9	PS-CH1000-3031	Engine, Kohler, CH1000	1
10	M6923-08-80	Nut, Hex 8 mm	1
11	GM102166	Foot, Mounting	1
12	GM50449	Strap, Ground	1
13	M982-10-80	Nut, Hex Elastic Stop	4
14	GM105520	Foam, Seal, Air Intake 20 RCA	1
15	M125A-10-80	Washer, Plain 10.5 ID x 20.0 OD	2
16	X-6084-1	Clip, J	1
17	GM75548	Vibromount	2
18	M931-10040-60	Screw, Hex Cap M10 x 40	2

Decal Group

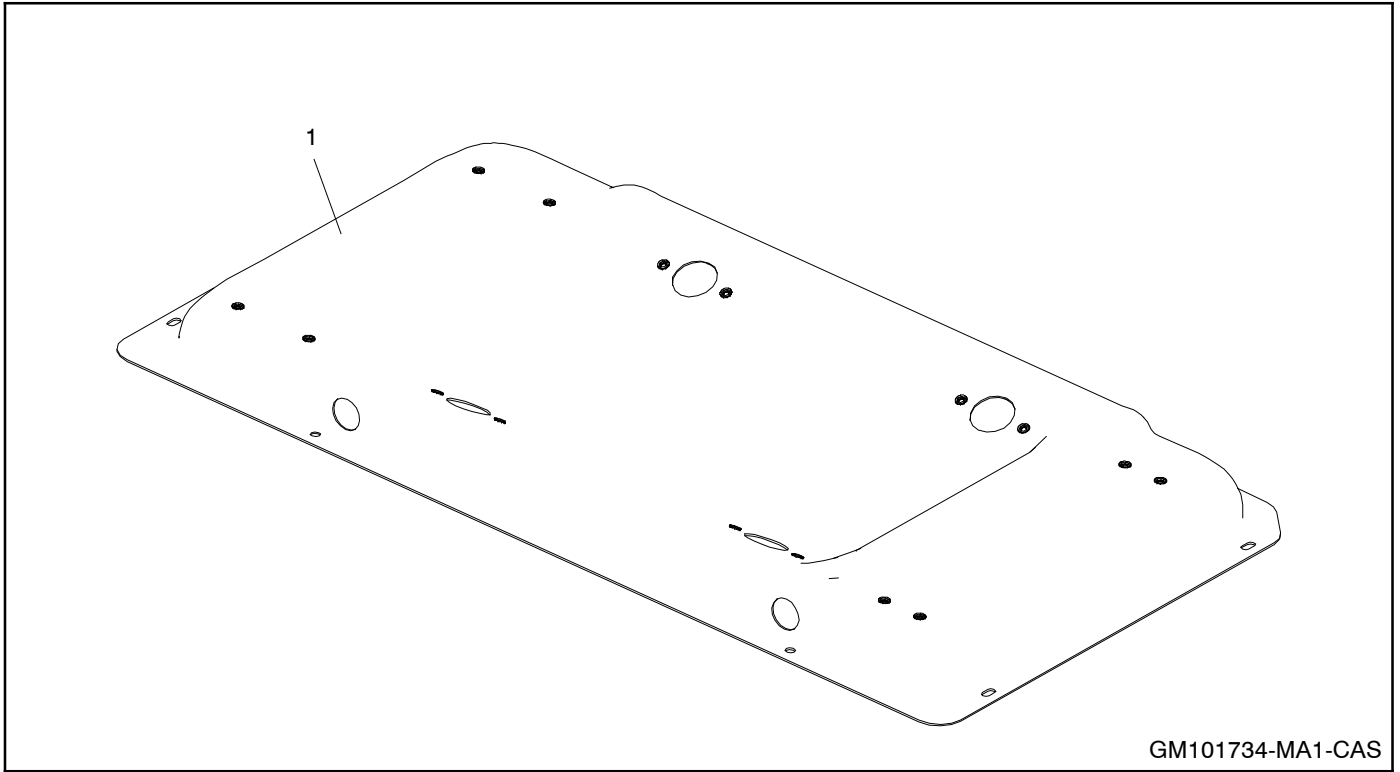
Decals are not illustrated.

GM102922-GR1

Item	Part Number	Description	Quantity
1	249808	Decal, Warning Rotating Parts	1
2	249809	Decal, Caution Hot Engine	2
3	255882	Decal, Caution Stdbby SVC Connect	1
4	257438	Decal, Danger Moving Rotor	1
5	294520	Decal, Danger, High Voltage	1
6	GM103651	Decal, No Bond to Neutral	1
7	GM106120	Decal, Warning	1
8	GM13680	Nameplate, Overlay 500 per Roll	1
9	GM15299	Decal, Rainproof Enclosure	1
10	GM29924	Decal, Notice, Fuel Connection	1
11	GM53084	Decal, Power Breaker	1
12	GM60175	Decal, Warning Non GFCI outlet	1
13	GM75579	Decal, Kohler logo	1
14	GM81760	Decal, Kohler - RDC2/DC2/VSC	1

Skid

14-20RCA/L



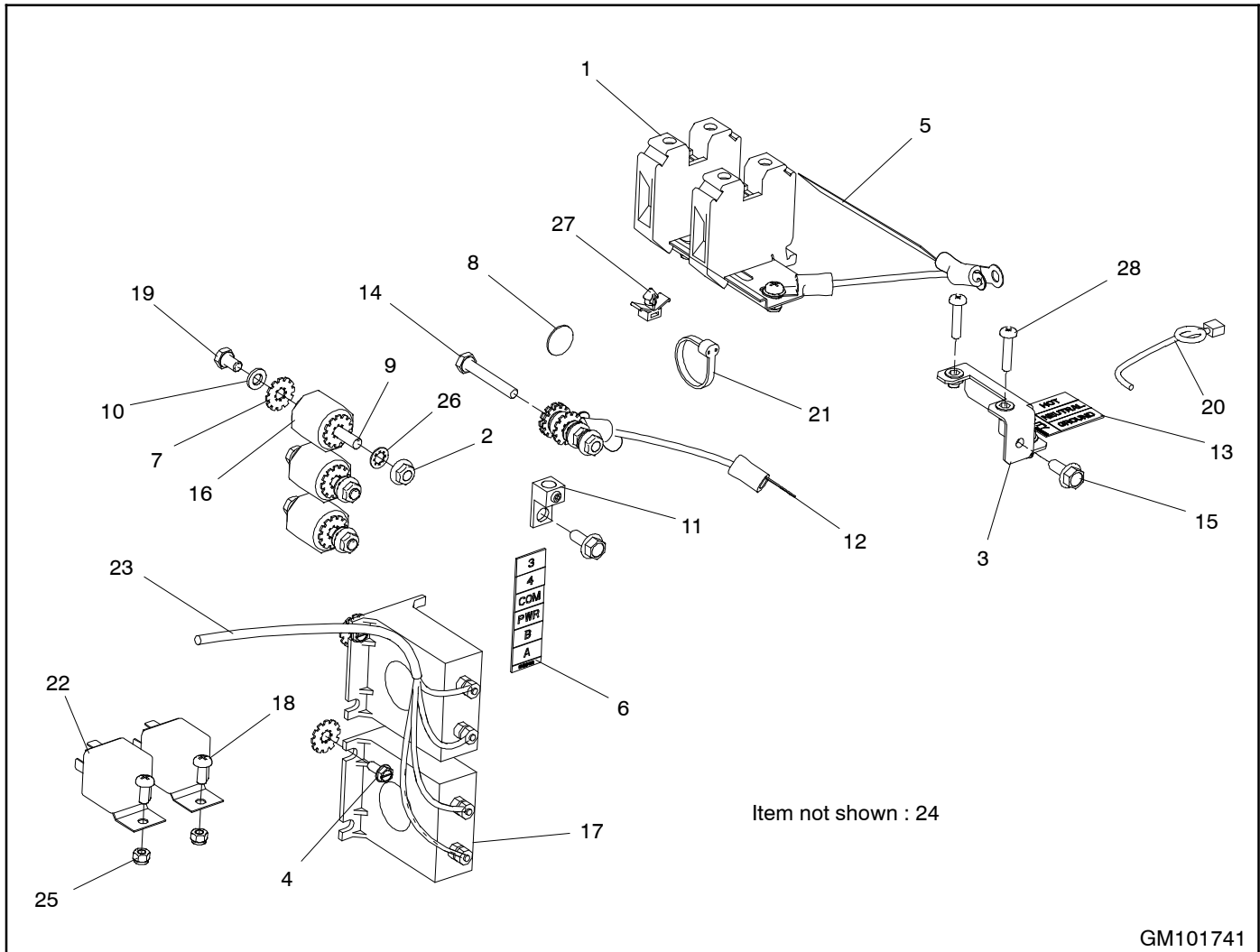
GM101734-MA1-CAS

GM101734-MA1-CAS

Item	Part Number	Description	Quantity
1	GM102551-S-CAS	Base, Enclosure, RCA	1

Customer Connection

14- 20RCA/L



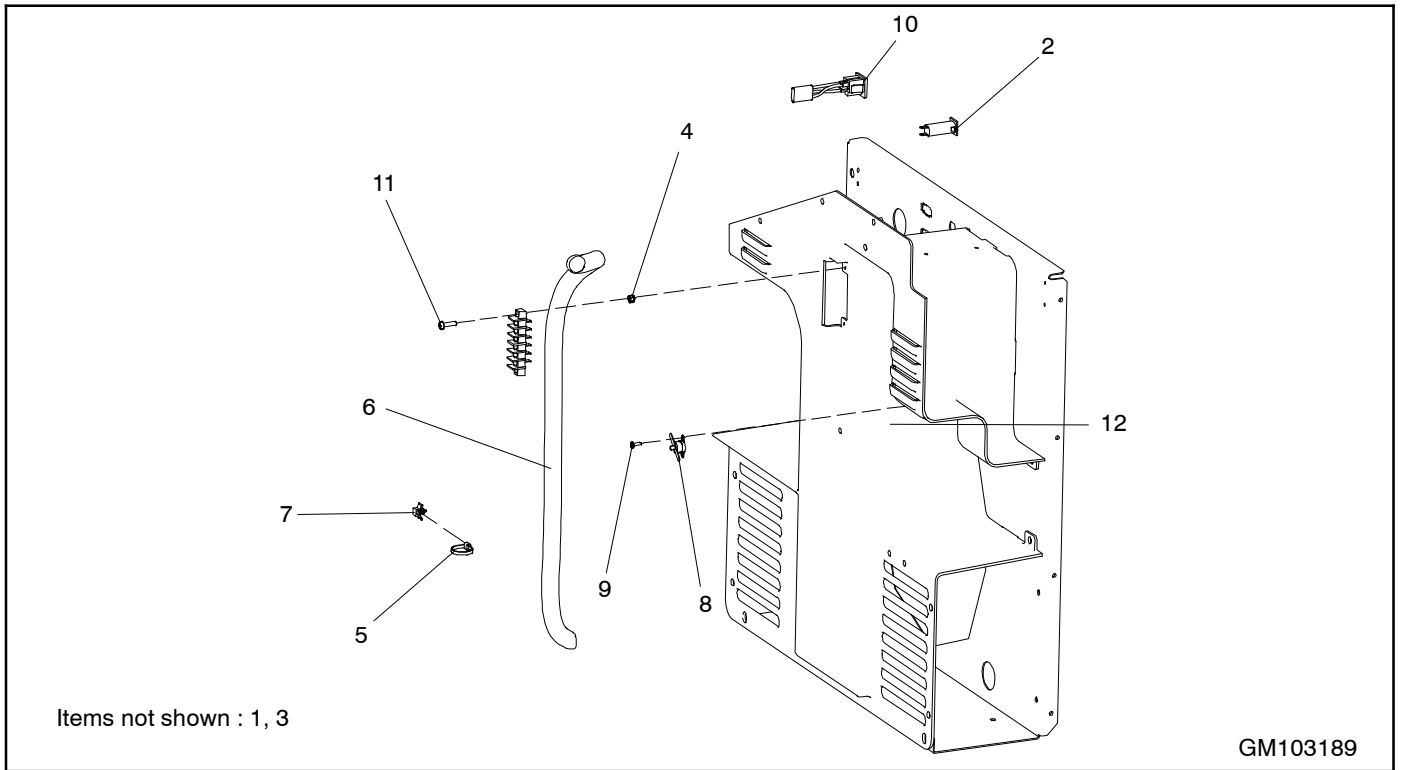
GM101741

GM101741-MA1, -MA2

Item	Part Number	Description	Quantity	
			GM101741-MA1	GM101741-MA2
1	GM106507	Terminal Block Assembly	1	1
2	M6923-06-83	Nut, Hex		6
3	GM102869-S	Bracket, Terminal Block	1	1
4	X-67-156	Screw, Tapping		4
5	GM84987	Decal, Terminal Block		1
6	GM88490	Decal, Customer Connection	1	1
6	GM88491	Decal, Terminal Block	1	
7	X-22-12	Washer, Lock .262 ID x .743 in. OD	5	13
8	345211	Decal, Ground	1	1
9	X-6054-23	Stud	1	3
10	M125A-06-80	Washer, Plain	1	3
11	X-6207-1	Lug Terminal, Aluminum	1	1
12	LK-1015-1515	Lead, Ground	2	2
13	GM85263	Decal, Utility Connection	1	1
14	M933-06040-60	Screw, Hex Cap M6 x 40	1	1
15	GM78761-1	Screw, Sheetmetal	2	2
16	X-6128-35	Insulator, Standoff	1	3
17	GM16251	Transformer, Current 150A: 3 Vac		2
18	M7985A-05012-20	Screw, Pan Head Mach.	5	5
19	M933-06010-60	Screw, Hex Cap M6 x 10	1	3
20	357477	Cable, Patch, 3 Ft. RJ- 45	1	1
21	X-468-2	Cable Tie	1	1
22	GM49746	Relay, 12 VDC	2	2
23	GM85198	Harness, Wiring Current Transformer		1
24	GM93298	Diagram, Wiring 14- 20 KW RES	1	1
25	M982-05-60	Nut, Hex Elastic Stop, 5 mm	5	5
26	X-22-11	Washer, Lock .262 ID x .469 OD	5	9
27	361567	Base, Tie Wrap Snapin	1	1
28	X-50-12	Screw, Machine	2	2

Harness Group

14-20RCA/L



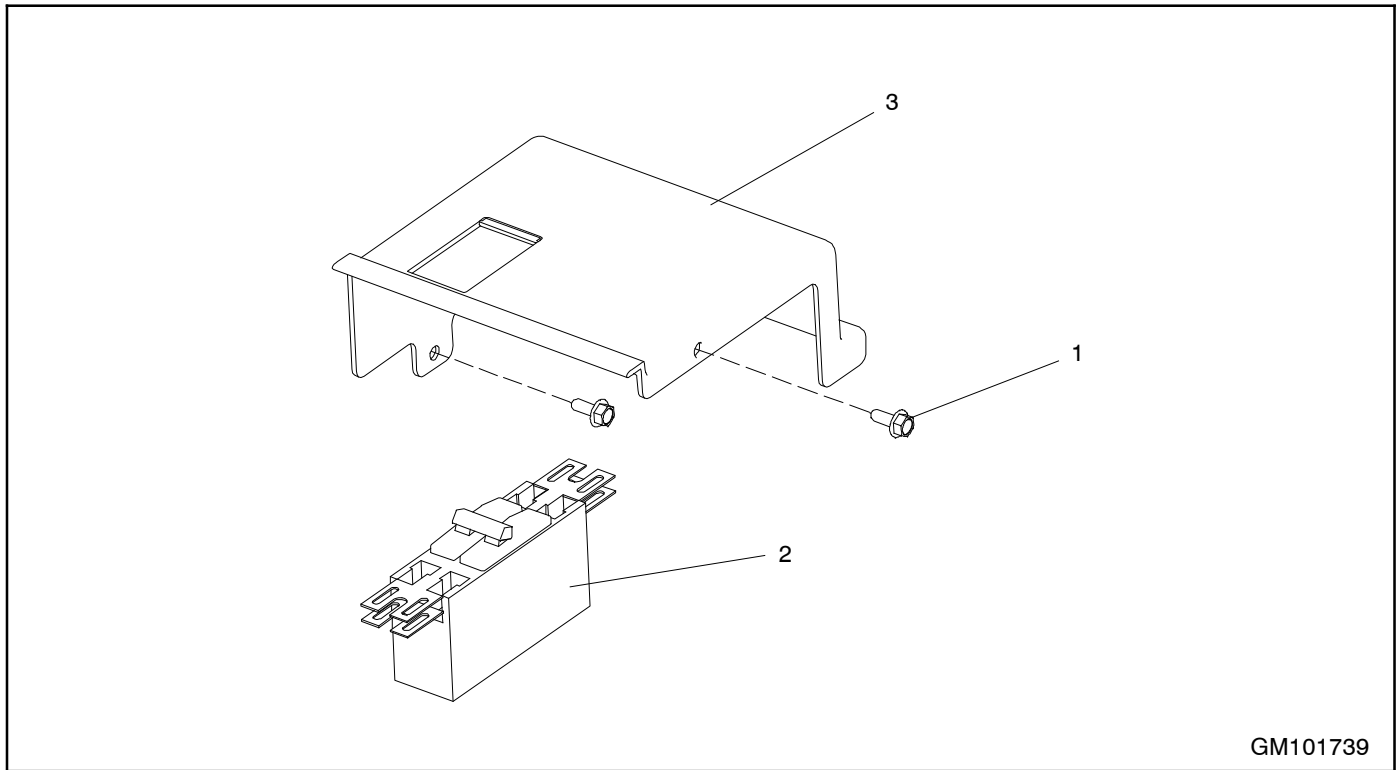
GM103189

GM103189-GR1

Item	Part Number	Description	Quantity
1	GM102647	Diagram, Wiring 14- 20 RCA	1
2	GM63134	Breaker, Circuit (20A.)	1
3	ADV-8956	Diagram, Schematic 14- 20 KW RCA	1
4	M982-05-60	Nut, Hex Elastic Stop, 5 mm	2
5	X-468-2	Cable Tie	2
6	GM102673	Harness, Engine, 14- 20 KW RCA	1
7	361567	Base, Tie Wrap Snapin	2
8	GM92505	Thermostat, 250°F	1
9	X-67-152	Screw, Tapping	2
10	GM104201	Harness, Pigtail Customer Connection	1
11	M7985A-05020-20	Screw, Pan Head Machine	2
12	-	Reference part	-

Circuit Breaker

14- 20RCA/L



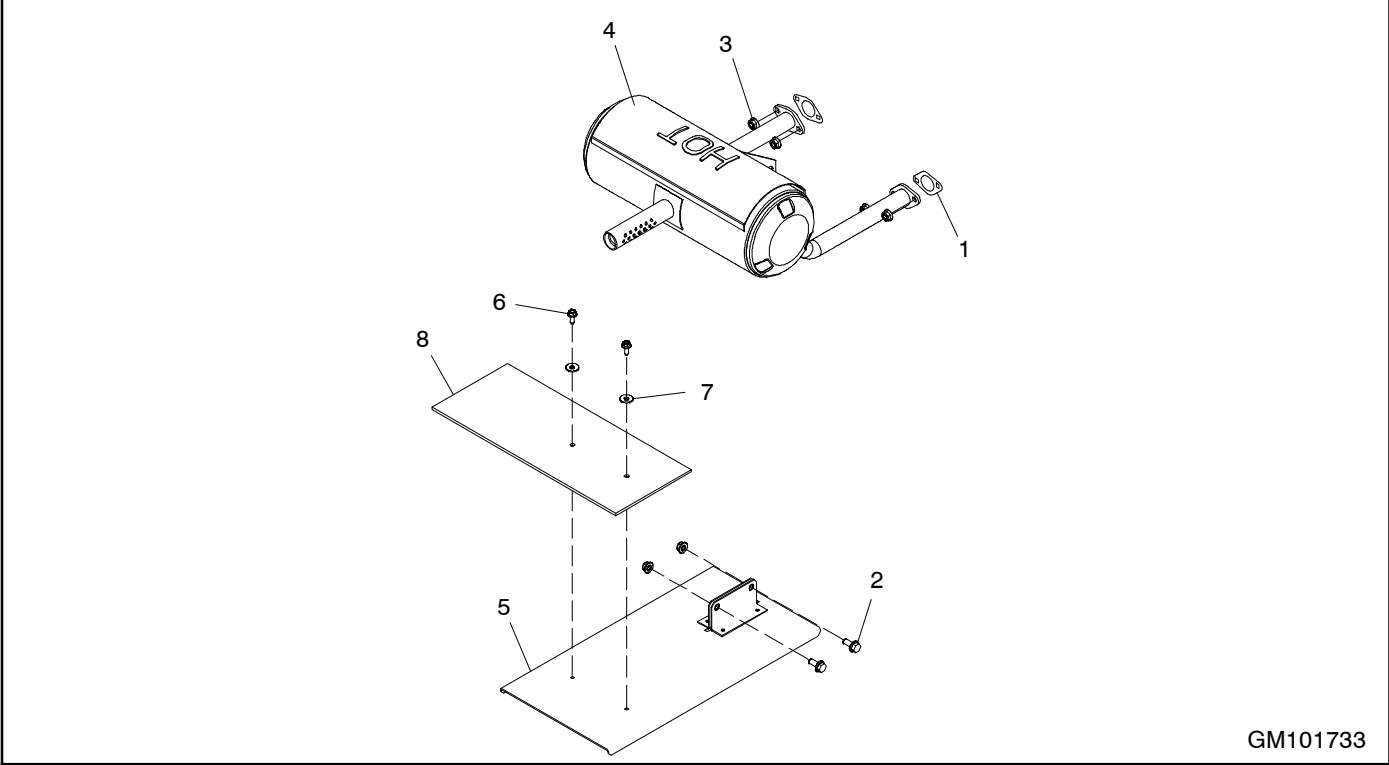
GM101739

GM101739-MA1, -MA2, -MA3, -MA4

Item	Part Number	Description	Quantity						
			GM101739						
			-MA1	-MA2	-MA3	-MA4	-MA5	-MA6	-MA7
1	GM78761-1	Screw, Sheetmetal	2	2	2	2	2	2	2
2	GM22482	Breaker, Circuit (100A)	1						
2	GM75545	Breaker, Circuit (70A)		1					
2	GM95142	Circuit Breaker, 70A, 240V, 3 Pole			1				
2	GM90754	Circuit Breaker, 50A, 240V, 3 Pole				1			
2	GM95143	Circuit Breaker, 60A, 240V, 3 Pole					1		
2	GM95161	Circuit Breaker, 25A, 480V, 3 Pole						1	
2	GM95162	Circuit Breaker, 30A, 480V, 3 Pole							1
3	GM102836	Panel, Customer Conn (Molded)	1	1					
3	GM104000-1	Panel, Customer Conn			1		1		
3	GM105154-2	Panel, Customer Conn				1			
3	GM104000-3	Panel, Customer Conn						1	1

Exhaust and Mounting

14-20RCA/L



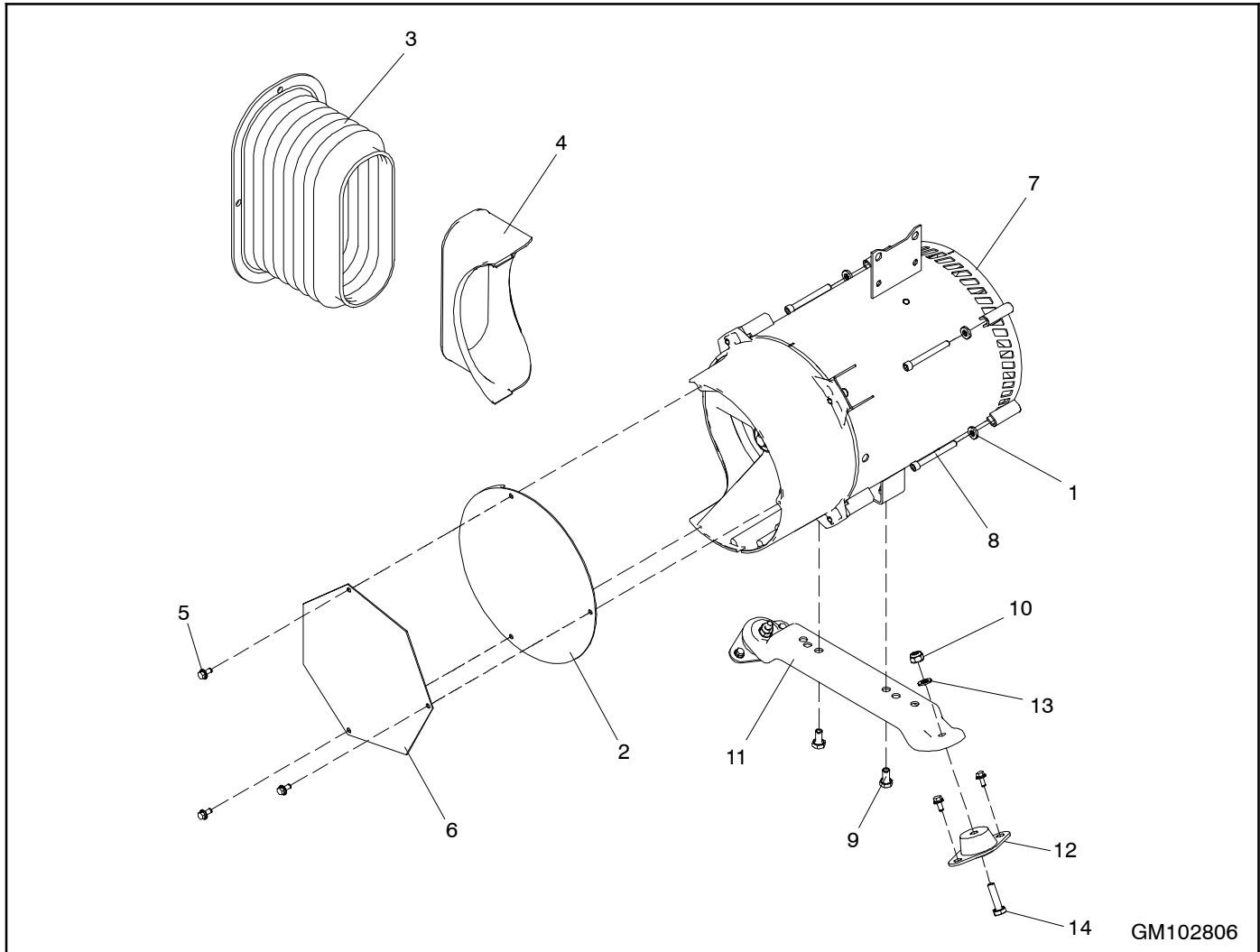
GM101733

GM101733-MA1, -MA2

Item	Part Number	Description	Quantity	
			GM101733-MA1	GM101733-MA2
1	62-041-14	Gasket, Exhaust	2	
2	M6921-08020-60	Screw, Hex Flange M8 x 20	2	2
3	M6923-08-80	Nut, Hex 8 mm	6	6
4	GM107009	Silencer, Exhaust (20RCA)	1	
4	GM107012	Silencer, Exhaust (14RCA)		1
5	GM102848	Heat Shield, Exhaust	1	1
6	GM78761-1	Screw, Sheetmetal	2	2
7	X-25-130	Washer, Plain, .255 ID X .812 in. OD	2	2
8	GM103683	Compressed Foam Panel, Exhaust	1	1

Alternator and Mounting

14-20RCA/L



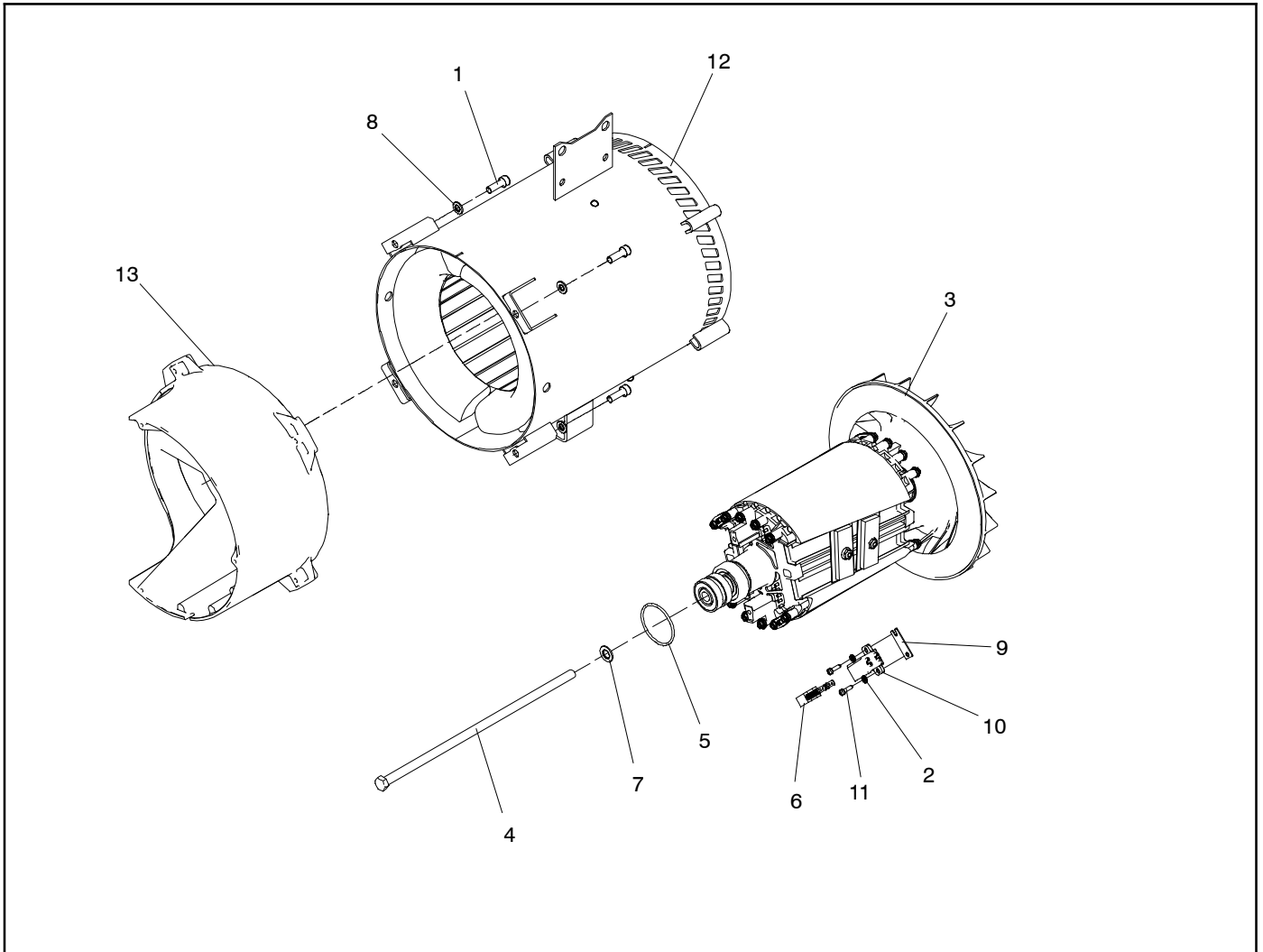
GM102806

GM102806-MA1, -MA2, -MA3, -MA4

Item	Part Number	Description	Quantity			
			GM102806			
			-MA1	-MA2	-MA3	-MA4
1	X-801-4	Washer, Hardened, .328 ID x .719 in. OD	4	4	4	4
2	GM102998	Cover, Duct	1	1	1	1
3	GM105503	Bellows, Alternator	1	1	1	1
4	GM103026	Cover, Duct Intake	1	1	1	1
5	M6921-06014-60	Screw, Hex Cap Flange	7	7	7	7
6	GM104023	Plate, Alt. Cap Reinforcement	1	1	1	1
7	GC102994-1	Alternator Assy, 20 KW, 1 PH	1			
7	GC102994-2	Alternator Assy, 20 KW, 3 PH		1		
7	GC102994-3	Alternator Assy, 14 KW, 1 PH			1	
7	GC102994-4	Alternator Assy, 14 KW, 3 PH				1
8	M912-08080-92	Screw, Socket Head Cap	4	4	4	4
9	M933-10020-60	Screw, Hex Cap M10 x 20	2	2	2	2
10	M982-10-80	Nut, Hex Elastic Stop	2	2	2	2
11	GM102166	Foot, Mounting	1	1	1	1
12	GM75725	Vibromount	2	2	2	2
13	M125A-10-80	Washer, Plain 10.5 ID x 20.0 OD	2	2	2	2
14	M931-10040-60	Screw, Hex Cap M10 x 40	2	2	2	2

Alternator and Mounting

14-20RCA/L

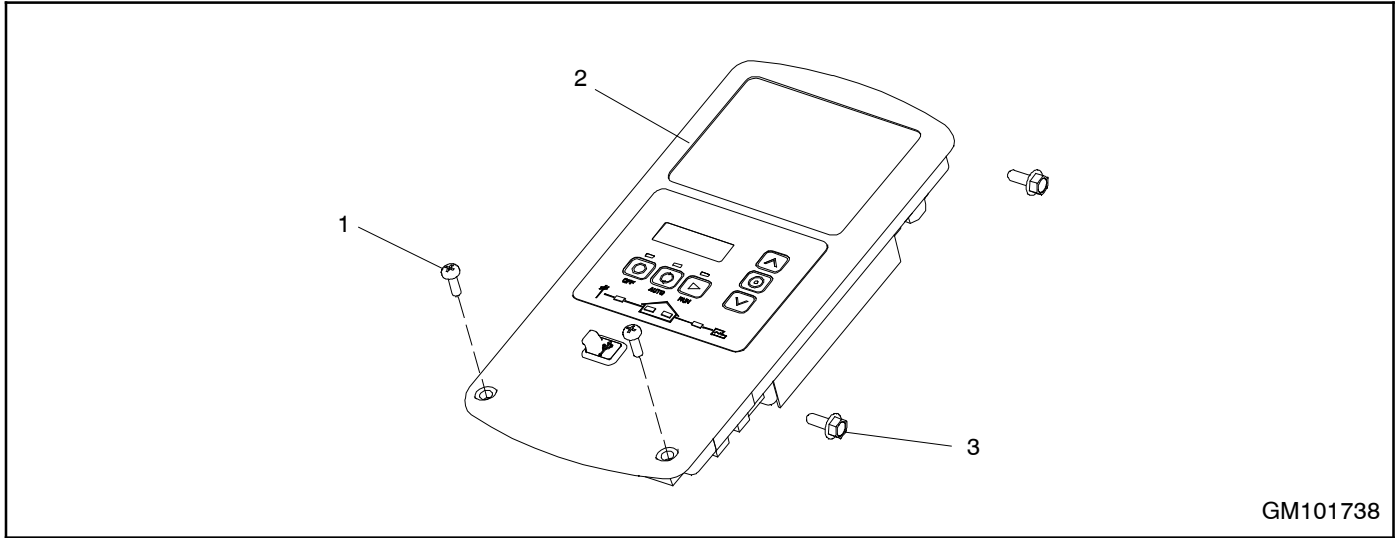


GM102994-1, -2, -3, -4

Item	Part Number	Description	Quantity			
			-1	-2	-3	-4
			GC102994			
1	M912-08025-60	Screw, Socket head cap	4	4	4	4
2	M125A-04-80	Washer, Plain	2	2	2	2
3	GC103373	Rotor assembly	1	1		
3	GC103372	Rotor assembly			1	1
4	GM62982	Bolt, Armature thru	1	1	1	1
5	256466	O-ring (2.050 in.)	1	1	1	1
6	GM80981	Brush	2	2	2	2
7	X-801-18	Washer, Hardened	1	1	1	1
8	M125A-08-80	Washer, Plain 8.4 ID x 16 OD	4	4	4	4
9	GM62996	Shim, Brush holder	1	1	1	1
10	GM80982	Holder, Brush	1	1	1	1
11	M912-04016-60	Screw, Socket head cap	2	2	2	2
12	GC102818	Stator Assembly, 20RCA 1 Ph, 7.12 in.	1			
12	GC102911	Stator Assembly, 20RCA 3 Ph, 7.12 in.		1		
12	GC102909	Stator Assembly, 14RCA 1 Ph, 5.33 in.			1	
12	GC102908	Stator Assembly, 14RCA 3 Ph, 5.33 in.				1
13	GM102816	Assy, Bracket, End, Duct	1	1	1	1

Controller

14-20RCA/L



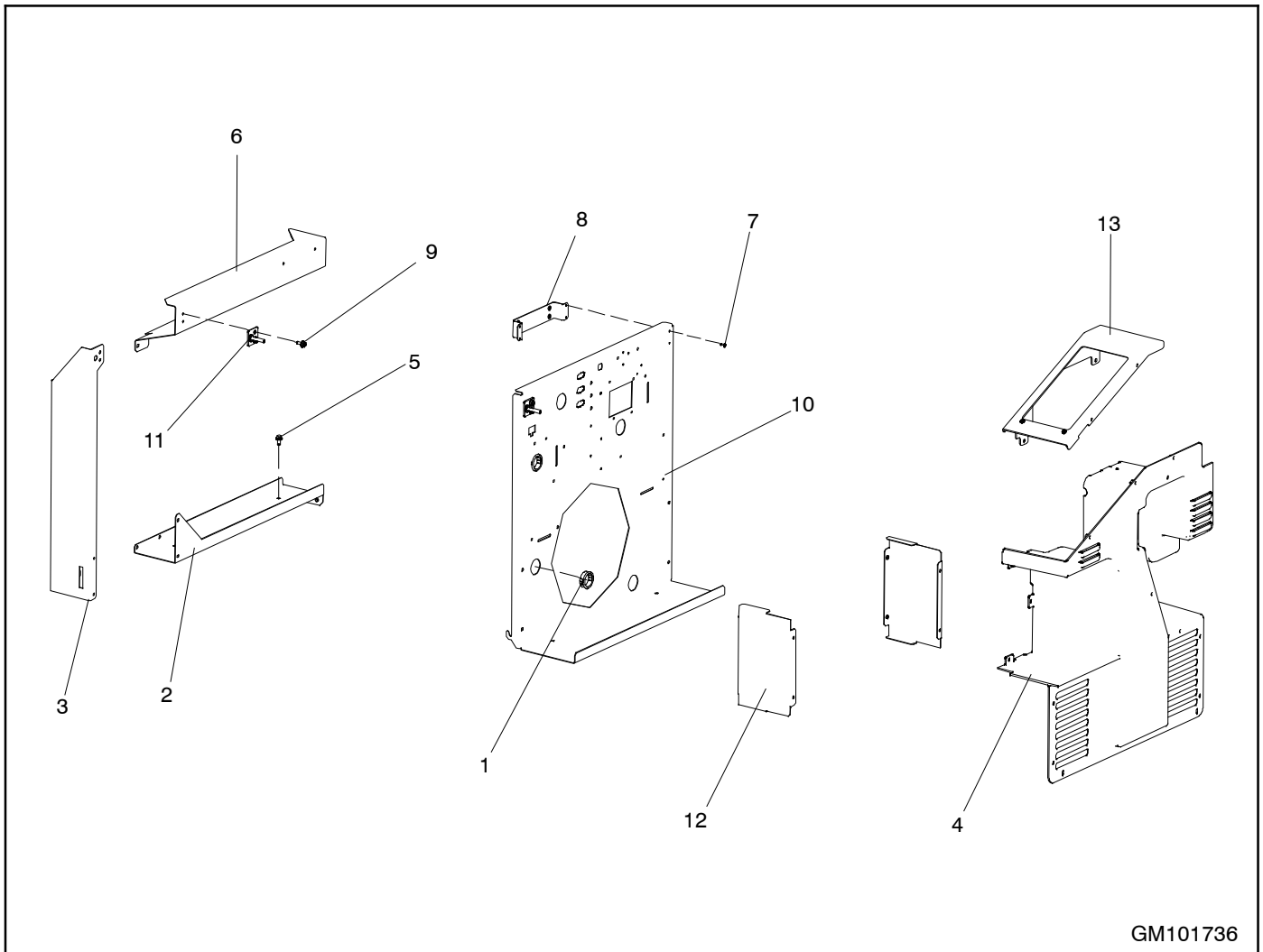
GM101738

GM101738-MA1

Item	Part Number	Description	Quantity
1	GM78761-1	Screw, Sheetmetal	2
2	GM89864-1	Controller Assy, RDC2, Resi- LC Distrib	1
3	M7985A-05016-20	Screw, Pan Head Machine	2

Bulkhead

14-20RCA/L



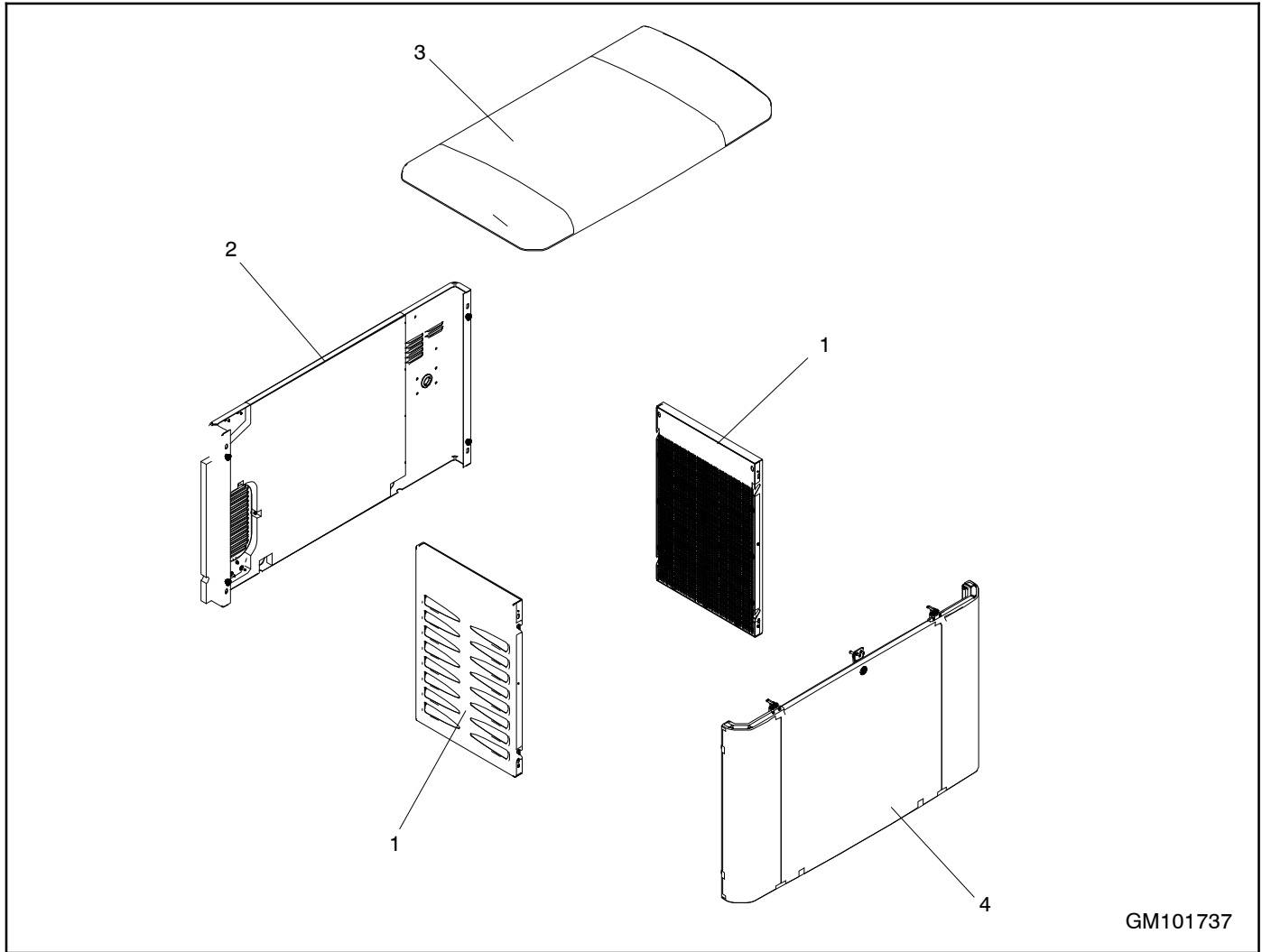
GM101736

GM101736-MA1

Item	Part Number	Description	Quantity
1	X-634-28	Bushing	2
2	GM104236	Panel, Base	1
3	GM104237	Panel, Vertical, Right	1
4	GM105515	Air Duct, Bulkhead (Molded)	1
5	M6921-06014-60	Screw, Hex Cap Flange	8
6	GM104235	Heat Shield	1
7	X-781-5	Rivet, Pop, .125 in.	4
8	GM102555	Hinge, Mounting Bracket	1
9	GM78761-1	Screw, Sheetmetal	28
10	GM102552	Panel, Bulkhead, Front	1
11	GM102559	Striker, Latch	2
12	GM103902	Panel, Battery Support	2
13	GM102554-S	Panel, Controller (Molded)	1

Enclosure

14-20RCA/L



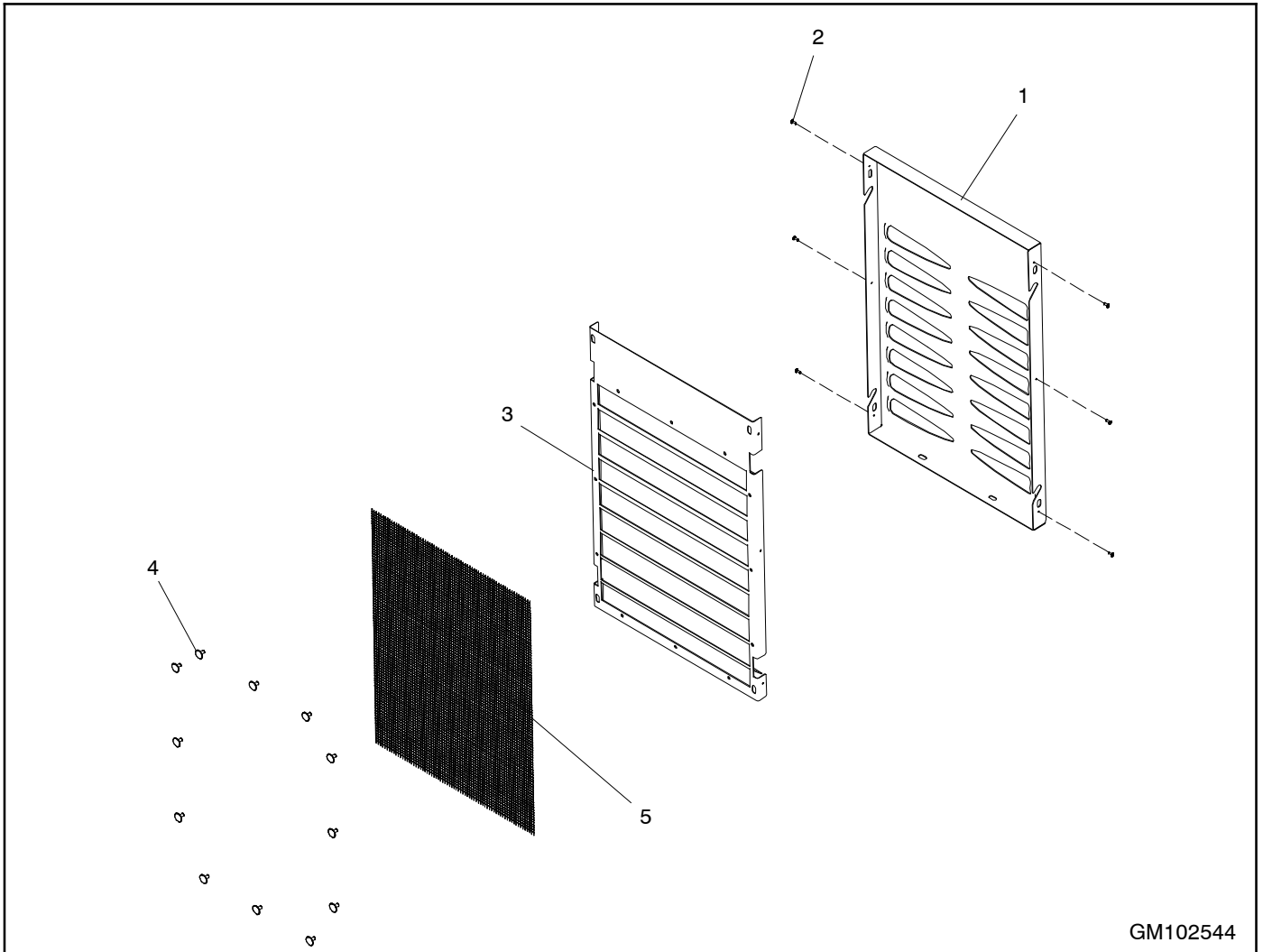
GM101737

GM101737-MA1-CAS

Item	Part Number	Description	Quantity
1	GM102544-S-CAS	Panel, Louver	2
2	GM102563-1-S-CAS	Left Wall Assy	1
3	GM102548-1-S-CAS	Assy, Roof Panel	1
4	GM102566-1-S-CAS	Panel Assy, Right	1

Enclosure, continued

14-20RCA/L



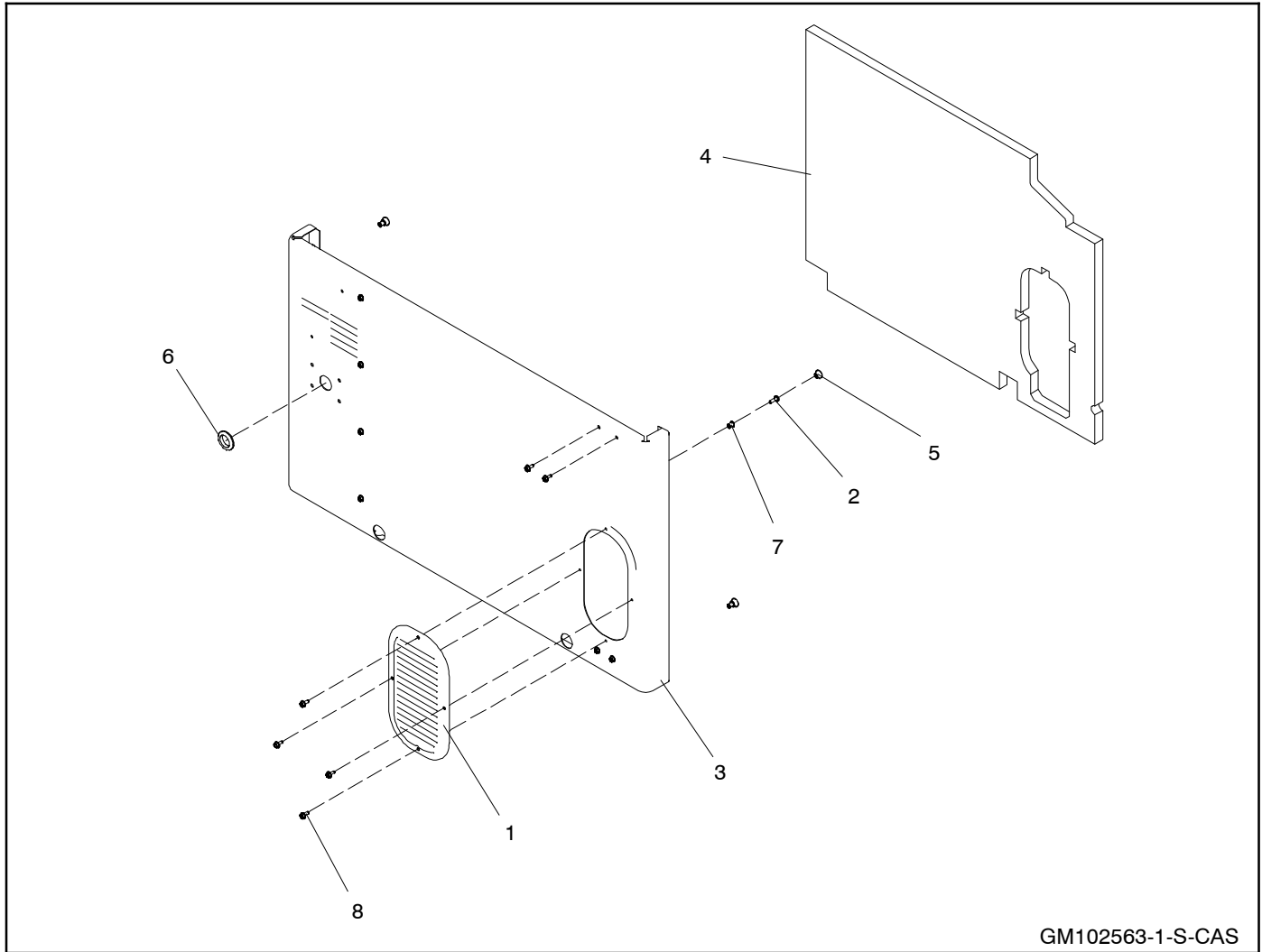
GM102544

GM102544-S-CAS

Item	Part Number	Description	Quantity
1	GM102546-CAS	Panel, Louver outer	1
2	X-781-5	Rivet, Pop, 1.25 in.	6
3	GM102545-CAS	Panel, Louver inner	1
4	X-6340-2	Clip, Panel fastener	12
5	GM102874	Mesh, Rodent screen	1

Enclosure, continued

14-20RCA/L



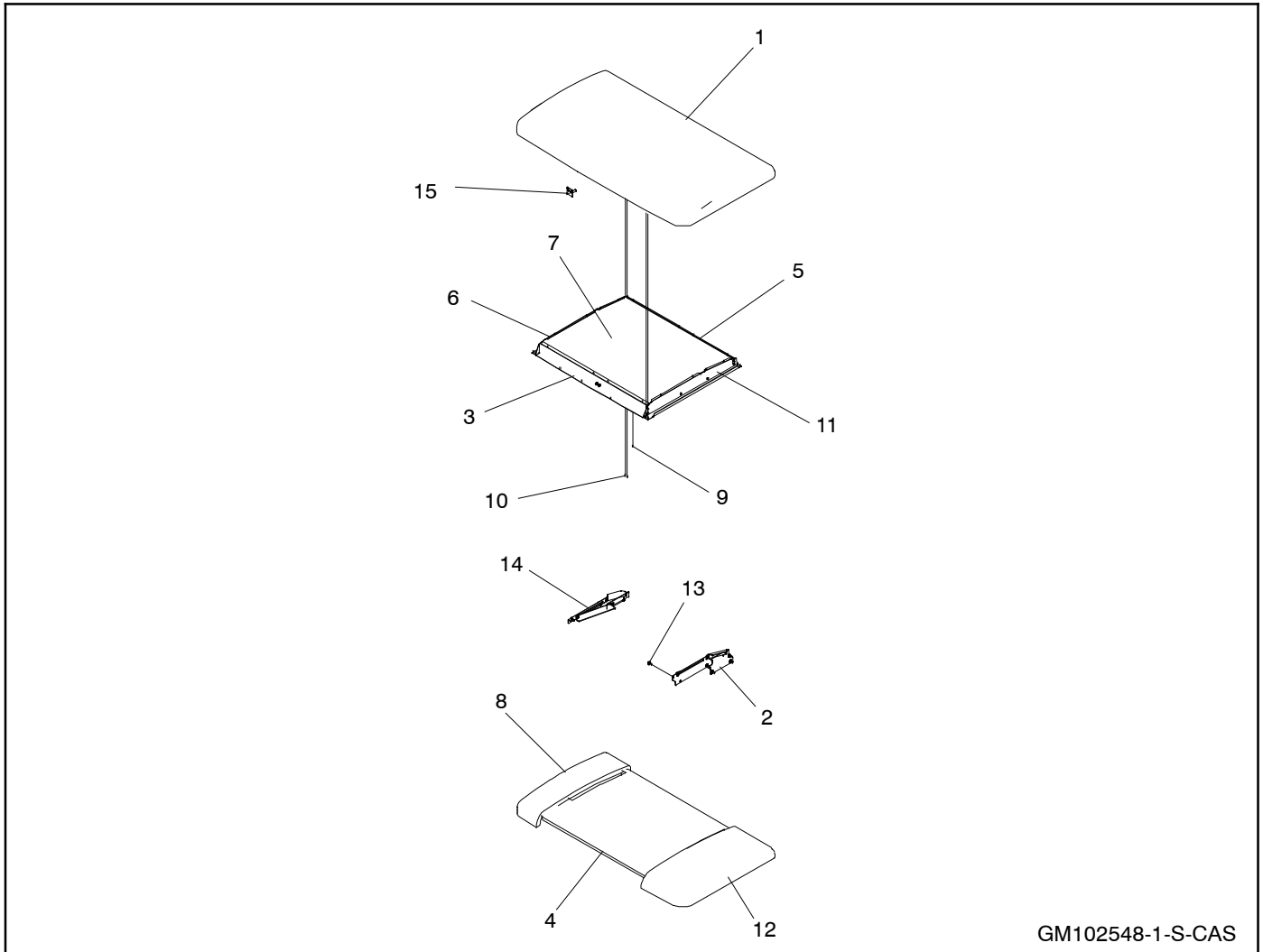
GM102563-1-S-CAS

Item	Part Number	Description	Quantity
1	GM103844-CAS	Louver panel, Bellow	1
2	M7985A-06020-20	Screw, Pan head machine	4
3	-	Panel, Left	1
4	GM102561	Foam, Left wall	1
5	GM103067	Bushing, Panel hanging (Molded)	4
6	X-284-32	Grommet, Round	1
7	GM11040-7	Insert, Threaded (M6 x 1.0 hex)	4
8	GM78761-1	Screw, Sheetmetal	12

- Order assembly part.

Enclosure, continued

14-20RCA/L



GM102548-1-S-CAS

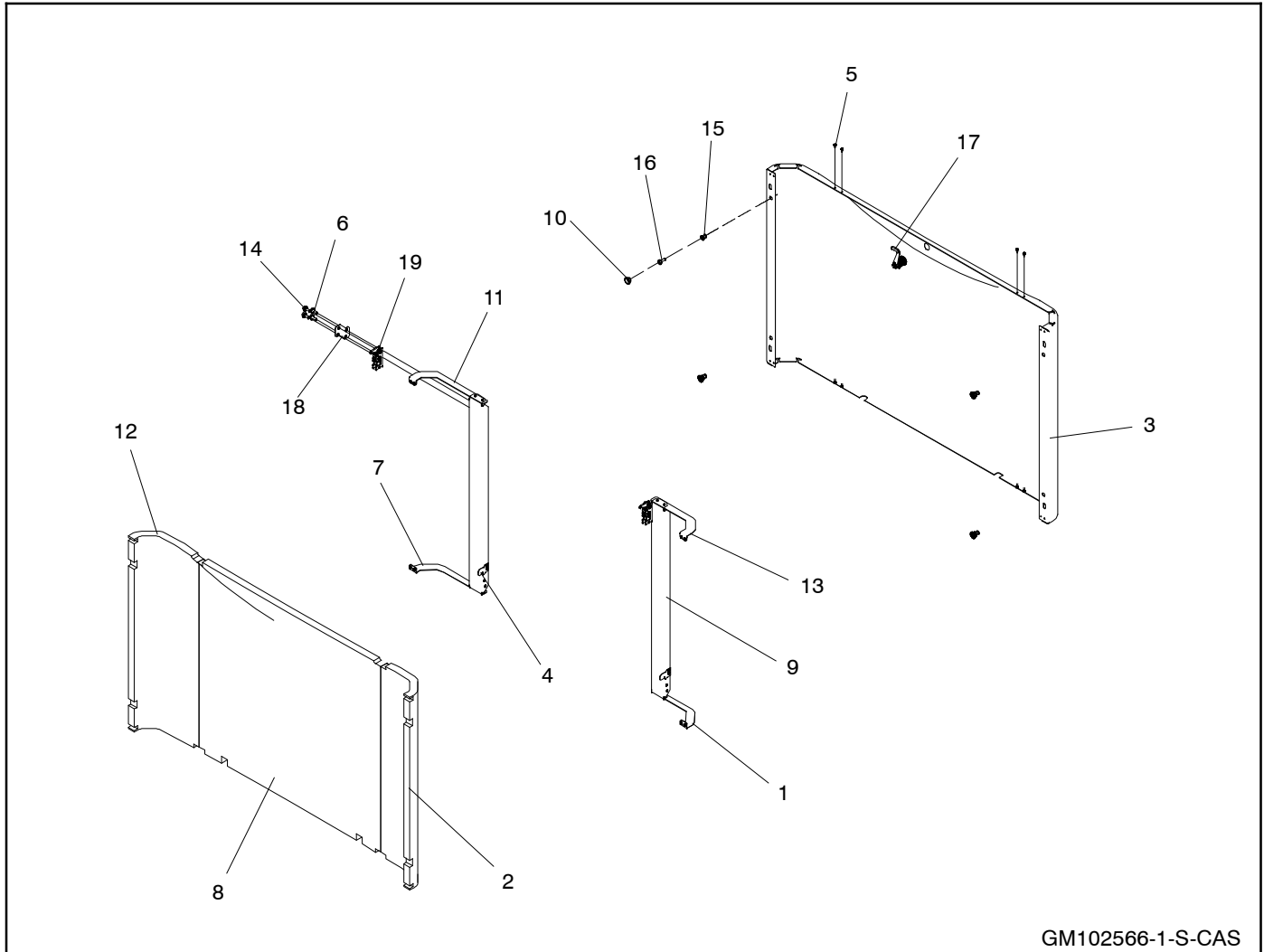
GM102548-1-S-CAS

Item	Part Number	Description	Quantity
1	-	Roof, Enclosure	1
2	GM103787-1	Hinge, Front	1
3	-	Plate, Latch	1
4	GM105191	Foam, Roof	1
5	-	Roof, Bracket offset	1
6	-	Panel, Roof hinge mtg.	1
7	-	Roof, Bracket offset	1
8	GM104716	Foam, Roof Controller	1
9	X-781-5	Rivet, Pop, .125 in.	28
10	X-6032-3	Rivet, Pop, .125 in.	8
11	-	Panel, Roof hinge mtg, Exhaust	1
12	GM104714	Foam, Roof, Controller	1
13	GM78761-1	Screw, Sheetmetal	10
14	GM103787-2	Hinge, Rear	1
15	-	Striker, Latch	1

- Order assembly part.

Enclosure, continued

14-20RCA/L



GM102566-1-S-CAS

GM102566-1-S-CAS

Item	Part Number	Description	Quantity
1	GM102503	Bracket, Enclosure reinforcement	1
2	GM105842	Foam, Front panel	1
3	-	Panel, right	1
4	GM104264	Plate, Locating, Door panel	2
5	X-781-5	Rivet, Pop, .125 in.	20
6	GM78761-1	Screw, Sheetmetal	4
7	GM102505	Bracket, Enclosure reinforcement	1
8	GM104245	Foam, Panel, Front	1
9	GM102508	Brace, Door panel upright	2
10	GM103067	Bushing, Panel hanging (Molded)	4
11	GM102501	Bracket, Enclosure reinforcement	1
12	GM105843	Foam, Front panel	1
13	GM102497	Bracket, Enclosure reinforcement	1
14	M6921-06016-60	Screw, Hex flnge M6 x 16 mm fly thrd js500	4
15	GM11040-7	Insert, Threaded (M6 x 1.0 hex)	4
16	M7985A-06020-20	Screw, Pan head machine	4
17	GM93995	Latch assy (Tumbler, tool, hooked cam)	1
18	GM102509	Bracket, Latch	2
19	GM102567	Latch assembly	2

- Order assembly part.

Literature

Item	Part Number	Description	Quantity	
			701-187-93-SA	701-187-95-SA
1	24 690 06	SM, CH18- CH750 COMMAND TWIN	1	
1	62 690 01	SM, CH940- CH1000 COMMAND Pro		1
2	TP-6479	Warranty, 5- Yr. Standby	1	1
3	TP-6766	Warranty, Residential/Light Commercial	1	
4	TP-6884	Warranty, CARB/EPA Emissions, SORE	1	
4	TP-6885	Warranty, CARB/EPA Emissions, LSI		1
5	TP-7002	Warranty, 5 Yr/2000 hr. Canada, Res	1	1
6	TP-7004	Warranty, Off- grid Res, Canada	1	
7	TP-7091	I/M 14/20RCA/L Res/Coml	1	1
8	TP-7092	O/M 14/20RCA/L Res/Coml	1	1
9	TP-7093	S/M 14/20RCA/L Res/Coml	1	1
9	TP-7094	P/C 14/20RCA/L Res/Coml	1	1

Kit Parts List

Qty.	Description	Part No.
Flex Fuel Line		GM95496-KA1
1	Line, Flex Fuel	GM95497
1	Cable tie	X-468-1
Decal, NFPA 37, Reduced Setback		GM94691-KA1
1	Dwg, Decals, Air Cooled	GM102922
1	Dwg Assy, Decal	GM88356
1	Dwg, Assy Decals	GM90793
1	Decal, Intertek	GM92200
CSA Approval, Air- Cooled RES		GM66716-KA1
1	Dwg, Decals, Air Cooled	GM102922
1	Nameplate, CSA	GM66715
1	Dwg, Assy CSA Decal Placement	GM66716
1	Dwg, Assy VSG Decal Group	GM83805
1	Dwg, Assy Decals	GM84090
1	Dwg Assy, Decal	GM88356
1	Dwg, Assy Decals	GM90793
Decal, UL2200/cUL Genset Listing		GM20747-KA3
1	Decal, Unbalanced Load	GM20172
1	Dwg, Assy, Decals	GM60801
1	Dwg, Assy Decals	GM84090
1	Decal, Utility Interaction	GM87288
1	Dwg Assy, Decal	GM88356
1	Dwg, Assy Decals	GM90793
1	UL 2200 Fuel System Leak Test	T- 443

Appendix A Abbreviations

The following list contains abbreviations that may appear in this publication.

A, amp	ampere	cfm	cubic feet per minute	ext.	external
ABDC	after bottom dead center	CG	center of gravity	F	Fahrenheit, female
AC	alternating current	CID	cubic inch displacement	fglass.	fiberglass
A/D	analog to digital	CL	centerline	FHM	flat head machine (screw)
ADC	analog to digital converter	cm	centimeter	fl. oz.	fluid ounce
adj.	adjust, adjustment	CMOS	complementary metal oxide substrate (semiconductor)	flex.	flexible
ADV	advertising dimensional drawing	cogen.	cogeneration	freq.	frequency
AHWT	anticipatory high water temperature	com	communications (port)	FS	full scale
AISI	American Iron and Steel Institute	coml	commercial	ft.	foot, feet
ALOP	anticipatory low oil pressure	Coml/Rec	Commercial/Recreational	ft. lb.	foot pounds (torque)
alt.	alternator	conn.	connection	ft./min.	feet per minute
Al	aluminum	cont.	continued	g	gram
ANSI	American National Standards Institute (formerly American Standards Association, ASA)	CPVC	chlorinated polyvinyl chloride	ga.	gauge (meters, wire size)
AO	anticipatory only	crit.	critical	gal.	gallon
API	American Petroleum Institute	CRT	cathode ray tube	gen.	generator
approx.	approximate, approximately	CSA	Canadian Standards Association	genset	generator set
AR	as required, as requested	CT	current transformer	GFI	ground fault interrupter
AS	as supplied, as stated, as suggested	Cu	copper	GND, ⊕	ground
ASE	American Society of Engineers	cu. in.	cubic inch	gov.	governor
ASME	American Society of Mechanical Engineers	cw.	clockwise	gph	gallons per hour
assy.	assembly	CWC	city water-cooled	gpm	gallons per minute
ASTM	American Society for Testing Materials	cyl.	cylinder	gr.	grade, gross
ATDC	after top dead center	D/A	digital to analog	GRD	equipment ground
ATS	automatic transfer switch	DAC	digital to analog converter	gr. wt.	gross weight
auto.	automatic	dB	decibel	H x W x D	height by width by depth
aux.	auxiliary	dBA	decibel (A weighted)	HC	hex cap
A/V	audiovisual	DC	direct current	HCHT	high cylinder head temperature
AVR	automatic voltage regulator	DCR	direct current resistance	HD	heavy duty
AWG	American Wire Gauge	deg., °	degree	HET	high exhaust temperature, high engine temperature
AWM	appliance wiring material	dept.	department	hex	hexagon
bat.	battery	dia.	diameter	Hg	mercury (element)
BBDC	before bottom dead center	DI/EO	dual inlet/end outlet	HH	hex head
BC	battery charger, battery charging	DIN	Deutsches Institut für Normung e. V. (also Deutsche Industrie Normenausschuss)	HHC	hex head cap
BCA	battery charging alternator	DIP	dual inline package	HP	horsepower
BCI	Battery Council International	DPDT	double-pole, double-throw	hr.	hour
BDC	before dead center	DPST	double-pole, single-throw	HS	heat shrink
BHP	brake horsepower	DS	disconnect switch	hsg.	housing
blk.	black (paint color), block (engine)	DVR	digital voltage regulator	HVAC	heating, ventilation, and air conditioning
blk. htr.	block heater	E, emer.	emergency (power source)	HWT	high water temperature
BMEP	brake mean effective pressure	EDI	electronic data interchange	Hz	hertz (cycles per second)
bps	bits per second	EFR	emergency frequency relay	IC	integrated circuit
br.	brass	e.g.	for example (<i>exempli gratia</i>)	ID	inside diameter, identification
BTDC	before top dead center	EG	electronic governor	IEC	International Electrotechnical Commission
Btu	British thermal unit	EGSA	Electrical Generating Systems Association	IEEE	Institute of Electrical and Electronics Engineers
Btu/min.	British thermal units per minute	EIA	Electronic Industries Association	IMS	improved motor starting
C	Celsius, centigrade	EI/EO	end inlet/end outlet	in.	inch
cal.	calorie	EMI	electromagnetic interference	in. H ₂ O	inches of water
CARB	California Air Resources Board	emiss.	emission	in. Hg	inches of mercury
CB	circuit breaker	eng.	engine	in. lb.	inch pounds
cc	cubic centimeter	EPA	Environmental Protection Agency	Inc.	incorporated
CCA	cold cranking amps	EPS	emergency power system	ind.	industrial
ccw.	counterclockwise	ER	emergency relay	int.	internal
CEC	Canadian Electrical Code	ES	engineering special, engineered special	int./ext.	internal/external
cert.	certificate, certification, certified	ESD	electrostatic discharge	I/O	input/output
cfh	cubic feet per hour	est.	estimated	IP	iron pipe
		E-Stop	emergency stop	ISO	International Organization for Standardization
		etc.	et cetera (and so forth)	J	joule
		exh.	exhaust	JIS	Japanese Industry Standard
				k	kilo (1000)
				K	kelvin

kA	kiloampere	MTBO	mean time between overhauls	rly.	relay
KB	kilobyte (2 ¹⁰ bytes)	mtg.	mounting	rms	root mean square
kg	kilogram	MW	megawatt	rnd.	round
kg/cm ²	kilograms per square centimeter	mW	milliwatt	ROM	read only memory
kgm	kilogram-meter	μF	microfarad	rot.	rotate, rotating
kg/m ³	kilograms per cubic meter	N, norm.	normal (power source)	rpm	revolutions per minute
kHz	kilohertz	NA	not available, not applicable	RS	right side
kJ	kilojoule	nat. gas	natural gas	RTV	room temperature vulcanization
km	kilometer	NBS	National Bureau of Standards	SAE	Society of Automotive Engineers
kOhm, kΩ	kilo-ohm	NC	normally closed	scfm	standard cubic feet per minute
kPa	kilopascal	NEC	National Electrical Code	SCR	silicon controlled rectifier
kph	kilometers per hour	NEMA	National Electrical Manufacturers Association	s, sec.	second
kV	kilovolt	NFPA	National Fire Protection Association	SI	<i>Systeme international d'unites</i> , International System of Units
kVA	kilovolt ampere	Nm	newton meter	SI/EO	side in/end out
kVAR	kilovolt ampere reactive	NO	normally open	sil.	silencer
kW	kilowatt	no., nos.	number, numbers	SN	serial number
kWh	kilowatt-hour	NPS	National Pipe, Straight	SPDT	single-pole, double-throw
kWm	kilowatt mechanical	NPSC	National Pipe, Straight-coupling	SPST	single-pole, single-throw
L	liter	NPT	National Standard taper pipe thread per general use	spec, specs	specification(s)
LAN	local area network	NPTF	National Pipe, Taper-Fine	sq.	square
L x W x H	length by width by height	NR	not required, normal relay	sq. cm	square centimeter
lb.	pound, pounds	ns	nanosecond	sq. in.	square inch
lbm/ft ³	pounds mass per cubic feet	OC	overcrank	SS	stainless steel
LCB	line circuit breaker	OD	outside diameter	std.	standard
LCD	liquid crystal display	OEM	original equipment manufacturer	stl.	steel
ld. shd.	load shed	OF	overfrequency	tach.	tachometer
LED	light emitting diode	opt.	option, optional	TD	time delay
Lph	liters per hour	OS	oversize, overspeed	TDC	top dead center
Lpm	liters per minute	OSHA	Occupational Safety and Health Administration	TDEC	time delay engine cooldown
LOP	low oil pressure	OV	overvoltage	TDEN	time delay emergency to normal
LP	liquefied petroleum	oz.	ounce	TDES	time delay engine start
LPG	liquefied petroleum gas	p., pp.	page, pages	TDNE	time delay normal to emergency
LS	left side	PC	personal computer	TDOE	time delay off to emergency
L _{wa}	sound power level, A weighted	PCB	printed circuit board	TDON	time delay off to normal
LWL	low water level	pF	picofarad	temp.	temperature
LWT	low water temperature	PF	power factor	term.	terminal
m	meter, milli (1/1000)	ph., ∅	phase	TIF	telephone influence factor
M	mega (10 ⁶ when used with SI units), male	PHC	Phillips head crimp (screw)	TIR	total indicator reading
m ³	cubic meter	PHH	Phillips hex head (screw)	tol.	tolerance
m ³ /min.	cubic meters per minute	PHM	pan head machine (screw)	turbo.	turbocharger
mA	milliampere	PLC	programmable logic control	typ.	typical (same in multiple locations)
man.	manual	PMG	permanent-magnet generator	UF	underfrequency
max.	maximum	pot	potentiometer, potential	UHF	ultrahigh frequency
MB	megabyte (2 ²⁰ bytes)	ppm	parts per million	UL	Underwriter's Laboratories, Inc.
MCM	one thousand circular mils	PROM	programmable read-only memory	UNC	unified coarse thread (was NC)
MCCB	molded-case circuit breaker	psi	pounds per square inch	UNF	unified fine thread (was NF)
meggarr	megohmmeter	pt.	pint	univ.	universal
MHz	megahertz	PTC	positive temperature coefficient	US	undersize, underspeed
mi.	mile	PTO	power takeoff	UV	ultraviolet, undervoltage
mil	one one-thousandth of an inch	PVC	polyvinyl chloride	V	volt
min.	minimum, minute	qt.	quart, quarts	VAC	volts alternating current
misc.	miscellaneous	qty.	quantity	VAR	voltampere reactive
MJ	megajoule	R	replacement (emergency) power source	VDC	volts direct current
mJ	millijoule	rad.	radiator, radius	VFD	vacuum fluorescent display
mm	millimeter	RAM	random access memory	VGA	video graphics adapter
mOhm, mΩ	milliohm	RDO	relay driver output	VHF	very high frequency
MOhm, MΩ	megohm	ref.	reference	W	watt
MOV	metal oxide varistor	rem.	remote	WCR	withstand and closing rating
MPa	megapascal	Res/Coml	Residential/Commercial	w/	with
mpg	miles per gallon	RFI	radio frequency interference	w/o	without
mpg	miles per gallon	RH	round head	wt.	weight
mph	miles per hour	RHM	round head machine (screw)	xfmr	transformer
MS	military standard				
m/sec.	meters per second				
MTBF	mean time between failure				

Appendix B Common Hardware Application Guidelines

Use the information below and on the following pages to identify proper fastening techniques when no specific reference for reassembly is made.

Bolt/Screw Length: When bolt/screw length is not given, use Figure 1 as a guide. As a general rule, a minimum length of one thread beyond the nut and a maximum length of 1/2 the bolt/screw diameter beyond the nut is the preferred method.

Washers and Nuts: Use split lock washers as a bolt locking device where specified. Use SAE flat washers with whiz nuts, spirallock nuts, or standard nuts and preloading (torque) of the bolt in all other applications.

See Appendix C, General Torque Specifications, and other torque specifications in the service literature.

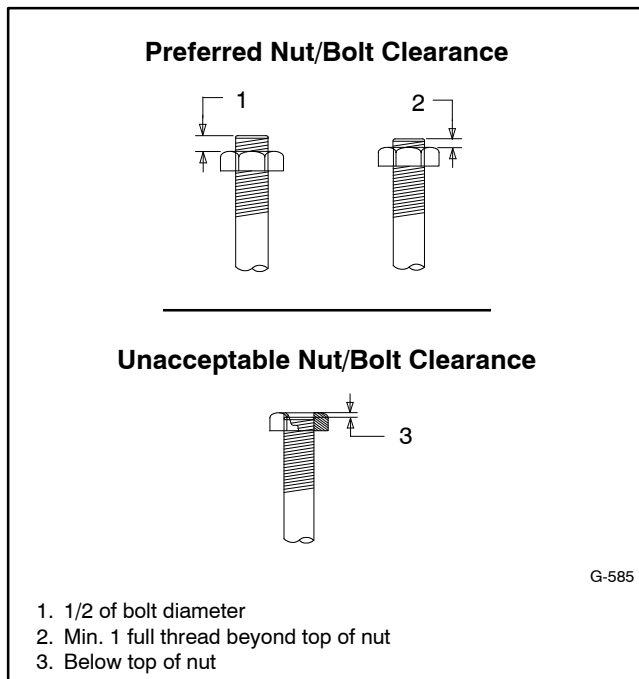


Figure 1 Acceptable Bolt Lengths

Steps for common hardware application:

1. Determine entry hole type: round or slotted.
2. Determine exit hole type: fixed female thread (weld nut), round, or slotted.

For round and slotted exit holes, determine if hardware is greater than 1/2 inch in diameter, or 1/2 inch in diameter or less. Hardware that is *greater than 1/2 inch* in diameter takes a standard nut and SAE washer. Hardware *1/2 inch or less* in diameter can take a properly torqued whiz nut or spirallock nut. See Figure 2.

3. Follow these SAE washer rules after determining exit hole type:
 - a. Always use a washer between hardware and a slot.
 - b. Always use a washer under a nut (see 2 above for exception).
 - c. Use a washer under a bolt when the female thread is fixed (weld nut).
4. Refer to Figure 2, which depicts the preceding hardware configuration possibilities.

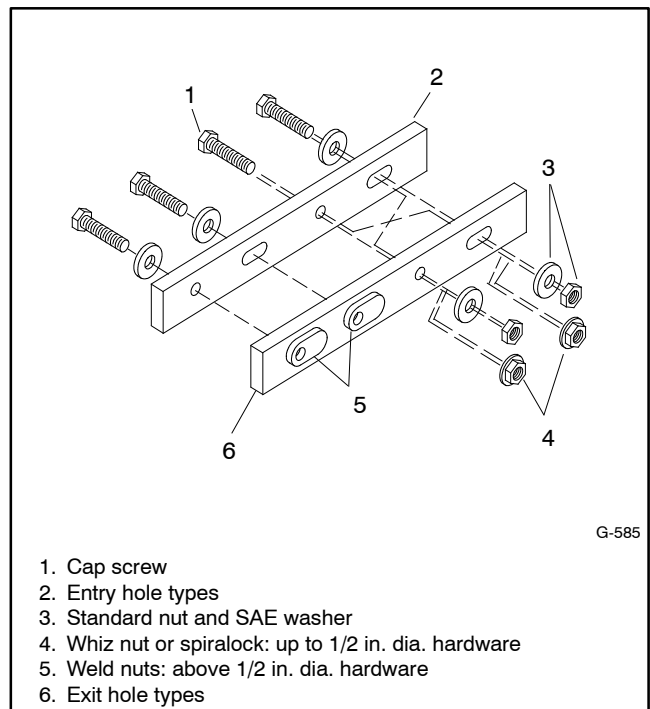


Figure 2 Acceptable Hardware Combinations

Appendix C General Torque Specifications















American Standard Fasteners Torque Specifications					
Size	Torque Measurement	Assembled into Cast Iron or Steel			Assembled into Aluminum Grade 2 or 5
		Grade 2	Grade 5	Grade 8	
8-32	Nm (in. lb.)	1.8 (16)	2.3 (20)	—	See Note 3
10-24	Nm (in. lb.)	2.9 (26)	3.6 (32)	—	
10-32	Nm (in. lb.)	2.9 (26)	3.6 (32)	—	
1/4-20	Nm (in. lb.)	6.8 (60)	10.8 (96)	14.9 (132)	
1/4-28	Nm (in. lb.)	8.1 (72)	12.2 (108)	16.3 (144)	
5/16-18	Nm (in. lb.)	13.6 (120)	21.7 (192)	29.8 (264)	
5/16-24	Nm (in. lb.)	14.9 (132)	23.1 (204)	32.5 (288)	
3/8-16	Nm (ft. lb.)	24.0 (18)	38.0 (28)	53.0 (39)	
3/8-24	Nm (ft. lb.)	27.0 (20)	42.0 (31)	60.0 (44)	
7/16-14	Nm (ft. lb.)	39.0 (29)	60.0 (44)	85.0 (63)	
7/16-20	Nm (ft. lb.)	43.0 (32)	68.0 (50)	95.0 (70)	
1/2-13	Nm (ft. lb.)	60.0 (44)	92.0 (68)	130.0 (96)	
1/2-20	Nm (ft. lb.)	66.0 (49)	103.0 (76)	146.0 (108)	
9/16-12	Nm (ft. lb.)	81.0 (60)	133.0 (98)	187.0 (138)	
9/16-18	Nm (ft. lb.)	91.0 (67)	148.0 (109)	209.0 (154)	
5/8-11	Nm (ft. lb.)	113.0 (83)	183.0 (135)	259.0 (191)	
5/8-18	Nm (ft. lb.)	128.0 (94)	208.0 (153)	293.0 (216)	
3/4-10	Nm (ft. lb.)	199.0 (147)	325.0 (240)	458.0 (338)	
3/4-16	Nm (ft. lb.)	222.0 (164)	363.0 (268)	513.0 (378)	
1-8	Nm (ft. lb.)	259.0 (191)	721.0 (532)	1109.0 (818)	
1-12	Nm (ft. lb.)	283.0 (209)	789.0 (582)	1214.0 (895)	












Metric Fasteners Torque Specifications, Measured in Nm (ft. lb.)				
Size (mm)	Assembled into Cast Iron or Steel			Assembled into Aluminum Grade 5.8 or 8.8
	Grade 5.8	Grade 8.8	Grade 10.9	
M6 x 1.00	6.2 (4.6)	9.5 (7)	13.6 (10)	See Note 3
M8 x 1.25	15.0 (11)	23.0 (17)	33.0 (24)	
M8 x 1.00	16.0 (11)	24.0 (18)	34.0 (25)	
M10 x 1.50	30.0 (22)	45.0 (34)	65.0 (48)	
M10 x 1.25	31.0 (23)	47.0 (35)	68.0 (50)	
M12 x 1.75	53.0 (39)	80.0 (59)	115.0 (85)	
M12 x 1.50	56.0 (41)	85.0 (63)	122.0 (90)	
M14 x 2.00	83.0 (61)	126.0 (93)	180.0 (133)	
M14 x 1.50	87.0 (64)	133.0 (98)	190.0 (140)	
M16 x 2.00	127.0 (94)	194.0 (143)	278.0 (205)	
M16 x 1.50	132.0 (97)	201.0 (148)	287.0 (212)	
M18 x 2.50	179.0 (132)	273.0 (201)	390.0 (288)	
M18 x 1.50	189.0 (140)	289.0 (213)	413.0 (305)	






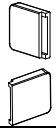
Notes:

1. Do not use these values when the torque values are specified on the assembly drawing.
2. These values are based on new plates threads. Increase values by 15% if non-plated threads are used.
3. Hardware threaded into aluminum must have two diameters of thread engagement or may require 30% or more reduction in the torque.
4. Torques are calculated as equivalent stress loading to American hardware and approximately a preload of 90% of yield strength and friction coefficient of 0.125.

Appendix D Common Hardware Identification

Screw/Bolts/Studs	
Head Styles	
Hex Head or Machine Head	
Hex Head or Machine Head with Washer	
Flat Head (FHM)	
Round Head (RHM)	
Pan Head	
Hex Socket Head Cap or Allen™ Head Cap	
Hex Socket Head or Allen™ Head Shoulder Bolt	
Sheet Metal Screw	
Stud	
Drive Styles	
Hex	
Hex and Slotted	
Phillips®	
Slotted	
Hex Socket	

Nuts	
Nut Styles	
Hex Head	
Lock or Elastic	
Square	
Cap or Acorn	
Wing	
Washers	
Washer Styles	
Plain	
Split Lock or Spring	
Spring or Wave	
External Tooth Lock	
Internal Tooth Lock	
Internal-External Tooth Lock	

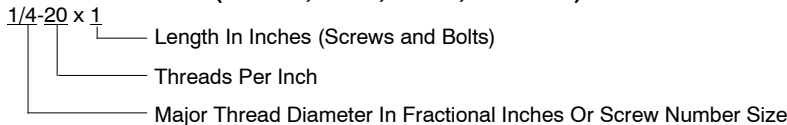
Hardness Grades	
American Standard	
Grade 2	
Grade 5	
Grade 8	
Grade 8/9 (Hex Socket Head)	
Metric	
Number stamped on hardware; 5.8 shown	
Hose Clamp Covers	
Black, EPDM rubber used on worm gear clamps	

Allen™ head screw is a trademark of Holo-Krome Co.

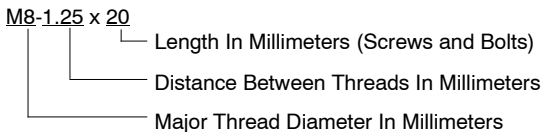
Phillips® screw is a registered trademark of Phillips Screw Company.

Sample Dimensions

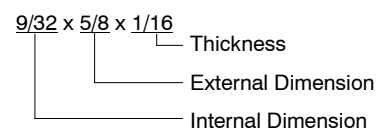
American Standard (Screws, Bolts, Studs, and Nuts)



Metric (Screws, Bolts, Studs, and Nuts)



Plain Washers



Lock Washers



Appendix E Common Hardware List

The Common Hardware List lists part numbers and dimensions for common hardware items.

American Standard

Part No. Dimensions Hex Head Bolts (Grade 5)

X-465-17	1/4-20 x .38
X-465-6	1/4-20 x .50
X-465-2	1/4-20 x .62
X-465-16	1/4-20 x .75
X-465-18	1/4-20 x .88
X-465-7	1/4-20 x 1.00
X-465-8	1/4-20 x 1.25
X-465-9	1/4-20 x 1.50
X-465-10	1/4-20 x 1.75
X-465-11	1/4-20 x 2.00
X-465-12	1/4-20 x 2.25
X-465-14	1/4-20 x 2.75
X-465-21	1/4-20 x 5.00
X-465-25	1/4-28 x .38
X-465-20	1/4-28 x 1.00
X-125-33	5/16-18 x .50
X-125-23	5/16-18 x .62
X-125-3	5/16-18 x .75
X-125-31	5/16-18 x .88
X-125-5	5/16-18 x 1.00
X-125-24	5/16-18 x 1.25
X-125-34	5/16-18 x 1.50
X-125-25	5/16-18 x 1.75
X-125-26	5/16-18 x 2.00
230578	5/16-18 x 2.25
X-125-29	5/16-18 x 2.50
X-125-27	5/16-18 x 2.75
X-125-28	5/16-18 x 3.00
X-125-22	5/16-18 x 4.50
X-125-32	5/16-18 x 5.00
X-125-35	5/16-18 x 5.50
X-125-36	5/16-18 x 6.00
X-125-40	5/16-18 x 6.50
X-125-43	5/16-24 x 1.75
X-125-44	5/16-24 x 2.50
X-125-30	5/16-24 x .75
X-125-39	5/16-24 x 2.00
X-125-38	5/16-24 x 2.75
X-6238-2	3/8-16 x .62
X-6238-10	3/8-16 x .75
X-6238-3	3/8-16 x .88
X-6238-11	3/8-16 x 1.00
X-6238-4	3/8-16 x 1.25
X-6238-5	3/8-16 x 1.50
X-6238-1	3/8-16 x 1.75
X-6238-6	3/8-16 x 2.00
X-6238-17	3/8-16 x 2.25
X-6238-7	3/8-16 x 2.50
X-6238-8	3/8-16 x 2.75
X-6238-9	3/8-16 x 3.00
X-6238-19	3/8-16 x 3.25
X-6238-12	3/8-16 x 3.50
X-6238-20	3/8-16 x 3.75
X-6238-13	3/8-16 x 4.50
X-6238-18	3/8-16 x 5.50
X-6238-25	3/8-16 x 6.50

Part No. Dimensions Hex Head Bolts, cont.

X-6238-14	3/8-24 x .75
X-6238-16	3/8-24 x 1.25
X-6238-21	3/8-24 x 4.00
X-6238-22	3/8-24 x 4.50
X-6024-5	7/16-14 x .75
X-6024-2	7/16-14 x 1.00
X-6024-8	7/16-14 x 1.25
X-6024-3	7/16-14 x 1.50
X-6024-4	7/16-14 x 2.00
X-6024-11	7/16-14 x 2.75
X-6024-12	7/16-14 x 6.50
X-129-15	1/2-13 x .75
X-129-17	1/2-13 x 1.00
X-129-18	1/2-13 x 1.25
X-129-19	1/2-13 x 1.50
X-129-20	1/2-13 x 1.75
X-129-21	1/2-13 x 2.00
X-129-22	1/2-13 x 2.25
X-129-23	1/2-13 x 2.50
X-129-24	1/2-13 x 2.75
X-129-25	1/2-13 x 3.00
X-129-27	1/2-13 x 3.50
X-129-29	1/2-13 x 4.00
X-129-30	1/2-13 x 4.50
X-463-9	1/2-13 x 5.50
X-129-44	1/2-13 x 6.00
X-129-51	1/2-20 x .75
X-129-45	1/2-20 x 1.25
X-129-52	1/2-20 x 1.50
X-6021-3	5/8-11 x 1.00
X-6021-4	5/8-11 x 1.25
X-6021-2	5/8-11 x 1.50
X-6021-1	5/8-11 x 1.75
273049	5/8-11 x 2.00
X-6021-5	5/8-11 x 2.25
X-6021-6	5/8-11 x 2.50
X-6021-7	5/8-11 x 2.75
X-6021-12	5/8-11 x 3.75
X-6021-11	5/8-11 x 4.50
X-6021-10	5/8-11 x 6.00
X-6021-9	5/8-18 x 2.50
X-6239-1	3/4-10 x 1.00
X-6239-8	3/4-10 x 1.25
X-6239-2	3/4-10 x 1.50
X-6239-3	3/4-10 x 2.00
X-6239-4	3/4-10 x 2.50
X-6239-5	3/4-10 x 3.00
X-6239-6	3/4-10 x 3.50
X-792-1	1-8 x 2.25
X-792-5	1-8 x 3.00
X-792-8	1-8 x 5.00

Part No. Dimensions Type

Hex Nuts

X-6009-1	1-8	Standard
X-6210-3	6-32	Whiz
X-6210-4	8-32	Whiz
X-6210-5	10-24	Whiz
X-6210-1	10-32	Whiz
X-6210-2	1/4-20	Spiralock
X-6210-6	1/4-28	Spiralock
X-6210-7	5/16-18	Spiralock
X-6210-8	5/16-24	Spiralock
X-6210-9	3/8-16	Spiralock
X-6210-10	3/8-24	Spiralock
X-6210-11	7/16-14	Spiralock
X-6210-12	1/2-13	Spiralock
X-6210-15	7/16-20	Spiralock
X-6210-14	1/2-20	Spiralock
X-85-3	5/8-11	Standard
X-88-12	3/4-10	Standard
X-89-2	1/2-20	Standard

Washers

Part No.	ID	OD	Thick.	Bolt/ Screw
X-25-46	.125	.250	.022	#4
X-25-9	.156	.375	.049	#6
X-25-48	.188	.438	.049	#8
X-25-36	.219	.500	.049	#10
X-25-40	.281	.625	.065	1/4
X-25-85	.344	.687	.065	5/16
X-25-37	.406	.812	.065	3/8
X-25-34	.469	.922	.065	7/16
X-25-26	.531	1.062	.095	1/2
X-25-15	.656	1.312	.095	5/8
X-25-29	.812	1.469	.134	3/4
X-25-127	1.062	2.000	.134	1

Hose Clamp Covers

Part No.	Clamp Size
GM102674-1	13 mm (1/2 in.)
GM102674-2	8 mm (5/16 in.)

Metric

Hex head bolts are hardness grade 8.8 unless noted.

Part No.	Dimensions	Part No.	Dimensions	Part No.	Dimensions
Hex Head Bolts (Partial Thread)					
M931-05055-60	M5-0.80 x 55				
M931-06040-60	M6-1.00 x 40				
M931-06055-60	M6-1.00 x 55				
M931-06060-60	M6-1.00 x 60				
M931-06060-SS	M6-1.00 x 60				
M931-06070-60	M6-1.00 x 70				
M931-06070-SS	M6-1.00 x 70				
M931-06075-60	M6-1.00 x 75				
M931-06090-60	M6-1.00 x 90				
M931-06145-60	M6-1.00 x 145				
M931-06150-60	M6-1.00 x 150				
Hex Head Bolts (Full Thread)					
M931-08035-60	M8-1.25 x 35				
M931-08040-60	M8-1.25 x 40				
M931-08045-60	M8-1.25 x 45				
M931-08050-60	M8-1.25 x 50				
M931-08055-60	M8-1.25 x 55				
M931-08055-82	M8-1.25 x 55*				
M931-08060-60	M8-1.25 x 60				
M931-08070-60	M8-1.25 x 70				
M931-08070-82	M8-1.25 x 70*				
M931-08075-60	M8-1.25 x 75				
M931-08080-60	M8-1.25 x 80				
M931-08090-60	M8-1.25 x 90				
M931-08095-60	M8-1.25 x 95				
M931-08100-60	M8-1.25 x 100				
M931-08110-60	M8-1.25 x 110				
M931-08120-60	M8-1.25 x 120				
M931-08130-60	M8-1.25 x 130				
M931-08140-60	M8-1.25 x 140				
M931-08150-60	M8-1.25 x 150				
M931-08200-60	M8-1.25 x 200				
M931-10040-82	M10-1.25 x 40*				
M931-10040-60	M10-1.50 x 40				
M931-10045-60	M10-1.50 x 45				
M931-10050-60	M10-1.50 x 50				
M931-10050-82	M10-1.25 x 50*				
M931-10055-60	M10-1.50 x 55				
M931-10060-60	M10-1.50 x 60				
M931-10065-60	M10-1.50 x 65				
M931-10070-60	M10-1.50 x 70				
M931-10080-60	M10-1.50 x 80				
M931-10080-82	M10-1.25 x 80*				
M931-10090-60	M10-1.50 x 90				
M931-10090-82	M10-1.50 x 90*				
M931-10100-60	M10-1.50 x 100				
M931-10110-60	M10-1.50 x 110				
M931-10120-60	M10-1.50 x 120				
M931-10130-60	M10-1.50 x 130				
M931-10140-60	M10-1.50 x 140				
M931-10180-60	M10-1.50 x 180				
M931-10235-60	M10-1.50 x 235				
M931-10260-60	M10-1.50 x 260				
M960-10330-60	M10-1.25 x 330				
M931-12045-60	M12-1.75 x 45				
M960-12050-60	M12-1.25 x 50				
M960-12050-82	M12-1.25 x 50*				
M931-12050-60	M12-1.75 x 50				
M931-12050-82	M12-1.75 x 50*				
M931-12055-60	M12-1.75 x 55				
M931-12060-60	M12-1.75 x 60				
M931-12060-82	M12-1.75 x 60*				
M931-12065-60	M12-1.75 x 65				
M931-12075-60	M12-1.75 x 75				
M931-12080-60	M12-1.75 x 80				
M931-12090-60	M12-1.75 x 90				
M931-12100-60	M12-1.75 x 100				
M931-12110-60	M12-1.75 x 110				
Hex Head Bolts (Partial Thread), continued					
M960-16090-60	M16-1.50 x 90				
M931-16090-60	M16-2.00 x 90				
M931-16100-60	M16-2.00 x 100				
M931-16100-82	M16-2.00 x 100*				
M931-16120-60	M16-2.00 x 120				
M931-16150-60	M16-2.00 x 150				
M931-20065-60	M20-2.50 x 65				
M931-20090-60	M20-2.50 x 90				
M931-20100-60	M20-2.50 x 100				
M931-20120-60	M20-2.50 x 120				
M931-20140-60	M20-2.50 x 140				
M931-20160-60	M20-2.50 x 160				
M931-22090-60	M22-2.50 x 90				
M931-22120-60	M22-2.50 x 120				
M931-22160-60	M22-2.50 x 160				
M931-24090-60	M24-3.00 x 90				
M931-24120-60	M24-3.00 x 120				
M931-24160-60	M24-3.00 x 160				
M931-24200-60	M24-3.00 x 200				
Hex Head Bolts (Full Thread)					
M933-04006-60	M4-0.70 x 6				
M933-05030-60	M5-0.80 x 30				
M933-05035-60	M5-0.80 x 35				
M933-05050-60	M5-0.80 x 50				
M933-06010-60	M6-1.00 x 10				
M933-06012-60	M6-1.00 x 12				
M933-06014-60	M6-1.00 x 14				
M933-06016-60	M6-1.00 x 16				
M933-06020-60	M6-1.00 x 20				
M933-06025-60	M6-1.00 x 25				
M933-06030-60	M6-1.00 x 30				
M933-06040-60	M6-1.00 x 40				
M933-06050-60	M6-1.00 x 50				
M933-07025-60	M7-1.00 x 25				
M933-08010-60	M8-1.25 x 10				
M933-08012-60	M8-1.25 x 12				
M933-08016-60	M8-1.25 x 16				
M933-08020-60	M8-1.25 x 20				
M933-08025-60	M8-1.25 x 25				
M933-08030-60	M8-1.25 x 30				
M933-08030-82	M8-1.25 x 30*				
M933-10012-60	M10-1.50 x 12				
M961-10020-60	M10-1.25 x 20				
M933-10020-60	M10-1.50 x 20				
M933-10025-60	M10-1.50 x 25				
M961-10025-60	M10-1.25 x 25				
M933-10025-82	M10-1.50 x 25*				
M961-10030-60	M10-1.25 x 30				
M933-10030-60	M10-1.50 x 30				
M933-10030-82	M10-1.50 x 30*				
M961-10035-60	M10-1.25 x 35				
M933-10035-60	M10-1.50 x 35				
M933-10035-82	M10-1.50 x 35*				
M961-10040-60	M10-1.25 x 40				
Hex Head Bolts (Full Thread), continued					
M933-12016-60	M12-1.75 x 16				
M933-12020-60	M12-1.75 x 20				
M961-12020-60F	M12-1.50 x 20				
M933-12025-60	M12-1.75 x 25				
M933-12025-82	M12-1.75 x 25*				
M961-12030-60	M12-1.25 x 30				
M933-12030-82	M12-1.75 x 30*				
M961-12030-82F	M12-1.50 x 30*				
M933-12030-60	M12-1.75 x 30				
M933-12035-60	M12-1.75 x 35				
M961-12040-82	M12-1.25 x 40*				
M933-12040-60	M12-1.75 x 40				
M933-12040-82	M12-1.75 x 40*				
M961-14025-60	M14-1.50 x 25				
M933-14025-60	M14-2.00 x 25				
M961-14050-82	M14-1.50 x 50*				
M961-16025-60	M16-1.50 x 25				
M933-16025-60	M16-2.00 x 25				
M961-16030-82	M16-1.50 x 30*				
M933-16030-82	M16-2.00 x 30*				
M933-16035-60	M16-2.00 x 35				
M961-16040-60	M16-1.50 x 40				
M933-16040-60	M16-2.00 x 40				
M961-16045-82	M16-1.50 x 45*				
M933-16045-82	M16-2.00 x 45*				
M933-16050-60	M16-2.00 x 50				
M933-16050-82	M16-2.00 x 50*				
M933-16060-60	M16-2.00 x 60				
M933-16070-60	M16-2.00 x 70				
M933-18035-60	M18-2.50 x 35				
M933-18050-60	M18-2.50 x 50				
M933-18060-60	M18-2.50 x 60				
M933-20050-60	M20-2.50 x 50				
M933-20055-60	M20-2.50 x 55				
M933-24060-60	M24-3.00 x 60				
M933-24065-60	M24-3.00 x 65				
M933-24070-60	M24-3.00 x 70				
Pan Head Machine Screws					
M7985A-03010-20	M3-0.50 x 10				
M7985A-03012-20	M3-0.50 x 12				
M7985A-04010-20	M4-0.70 x 10				
M7985A-04016-20	M4-0.70 x 16				
M7985A-04020-20	M4-0.70 x 20				
M7985A-04050-20	M4-0.70 x 50				
M7985A-04100-20	M4-0.70 x 100				
M7985A-05010-20	M5-0.80 x 10				
M7985A-05012-20	M5-0.80 x 12				
M7985A-05016-20	M5-0.80 x 16				
M7985A-05020-20	M5-0.80 x 20				
M7985A-05025-20	M5-0.80 x 25				
M7985A-05030-20	M5-0.80 x 30				
M7985A-05080-20	M5-0.80 x 80				
M7985A-05100-20	M5-0.80 x 100				
M7985A-06100-20	M6-1.00 x 100				
Flat Head Machine Screws					
M965A-04012-SS	M4-0.70 x 12				
M965A-05012-SS	M5-0.80 x 12				
M965A-05016-20	M5-0.80 x 16				
M965A-06012-20	M6-1.00 x 12				

* This metric hex bolt's hardness is grade 10.9.

Metric, continued

Part No.	Dimensions	Type
Hex Nuts		
M934-03-50	M3-0.50	Standard
M934-04-50	M4-0.70	Standard
M934-04-B	M4-0.70	Brass
M934-05-50	M5-0.80	Standard
M934-06-60	M6-1.00	Standard
M934-06-64	M6-1.00	Std. (green)
M6923-06-80	M6-1.00	Spirallock
M982-06-80	M6-1.00	Elastic Stop
M934-08-60	M8-1.25	Standard
M6923-08-80	M8-1.25	Spirallock
M982-08-80	M8-1.25	Elastic Stop
M934-10-60	M10-1.50	Standard
M934-10-60F	M10-1.25	Standard
M6923-10-80	M10-1.50	Spirallock
M6923-10-62	M10-1.50	Spirallock†
M982-10-80	M10-1.50	Elastic Stop
M934-12-60	M12-1.75	Standard
M934-12-60F	M12-1.25	Standard
M6923-12-80	M12-1.75	Spirallock
M982-12-80	M12-1.75	Elastic Stop
M982-14-60	M14-2.00	Elastic Stop
M6923-16-80	M16-2.00	Spirallock
M982-16-80	M16-2.00	Elastic Stop
M934-18-80	M18-2.5	Standard
M982-18-60	M18-2.50	Elastic Stop
M934-20-80	M20-2.50	Standard
M982-20-80	M20-2.50	Elastic Stop
M934-22-60	M22-2.50	Standard
M934-24-80	M24-3.00	Standard
M982-24-60	M24-3.00	Elastic Stop
M934-30-80	M30-3.50	Standard

Washers

Part No.	ID	OD	Thick.	Bolt/ Screw
M125A-03-80	3.2	7.0	0.5	M3
M125A-04-80	4.3	9.0	0.8	M4
M125A-05-80	5.3	10.0	1.0	M5
M125A-06-80	6.4	12.0	1.6	M6
M125A-08-80	8.4	16.0	1.6	M8
M125A-10-80	10.5	20.0	2.0	M10
M125A-12-80	13.0	24.0	2.5	M12
M125A-14-80	15.0	28.0	2.5	M14
M125A-16-80	17.0	30.0	3.0	M16
M125A-18-80	19.0	34.0	3.0	M18
M125A-20-80	21.0	37.0	3.0	M20
M125A-24-80	25.0	44.0	4.0	M24

† This metric hex nut's hardness is grade 8.

Index

Listed below are part numbers and page numbers of modules listed in this manual. Italicized numbers refer to the page numbers on which modules appear.

1-24-67, 8	7-62-1, 21	GM101739-MA4, 38
1-62-12, 8	8-24-855, 22	GM101740-MA1, 31
10-24-658, 26	8-62-20, 23	GM101740-MA2, 30
10-62-62, 27	9-24-513, 24	GM101741-MA1, 36
11-24-3, 8	9-62-45, 25	GM101741-MA2, 36
11-62-9, 28	GC102994-1, 41	GM102544-S-CAS, 45
12-62-53, 29	GC102994-2, 41	GM102548-1-S-CAS, 47
12-24-1216, 29	GC102994-3, 41	GM102563-1-S-CAS, 46
2-24-372, 9	GC102994-4, 41	GM102566-1-S-CAS, 48
2-62-24, 10	GM101732-GR2, 32	GM102806-MA1, 40
3-24-191, 11	GM101732-GR1, 33	GM102806-MA2, 40
3-62-79, 13	GM101733-MA1, 39	GM102806-MA3, 40
4-24-936, 14	GM101734-MA1-CAS, 35	GM102806-MA4, 40
4-62-23, 15	GM101736-MA1, 43	GM102922-GR1, 34
5-24-1263, 16	GM101737-MA1-CAS, 44	GM103189-GR1, 37
5-62-71, 17	GM101738-MA1, 42	GM103733-MA2, 39
6-24-772, 18	GM101739-MA1, 38	
6-62-42, 19	GM101739-MA2, 38	
7-24-5, 20	GM101739-MA3, 38	

TP-7094 1/19

© 2019 by Kohler Co. All rights reserved.

KOHLER®

KOHLER CO., Kohler, Wisconsin 53044
Phone 920-457-4441, Fax 920-459-1646
For the nearest sales/service outlet in the
US and Canada, phone 1-800-544-2444
KOHLERPower.com